



INFORME SEMANAL

ACCIONES

BONOS

ROFEX

NEIX | RESEARCH

---

+005411.4859.1552  
institucional@neix.com.ar  
www.neix.com.ar

Sucre 2425  
San Isidro,  
Argentina.

---

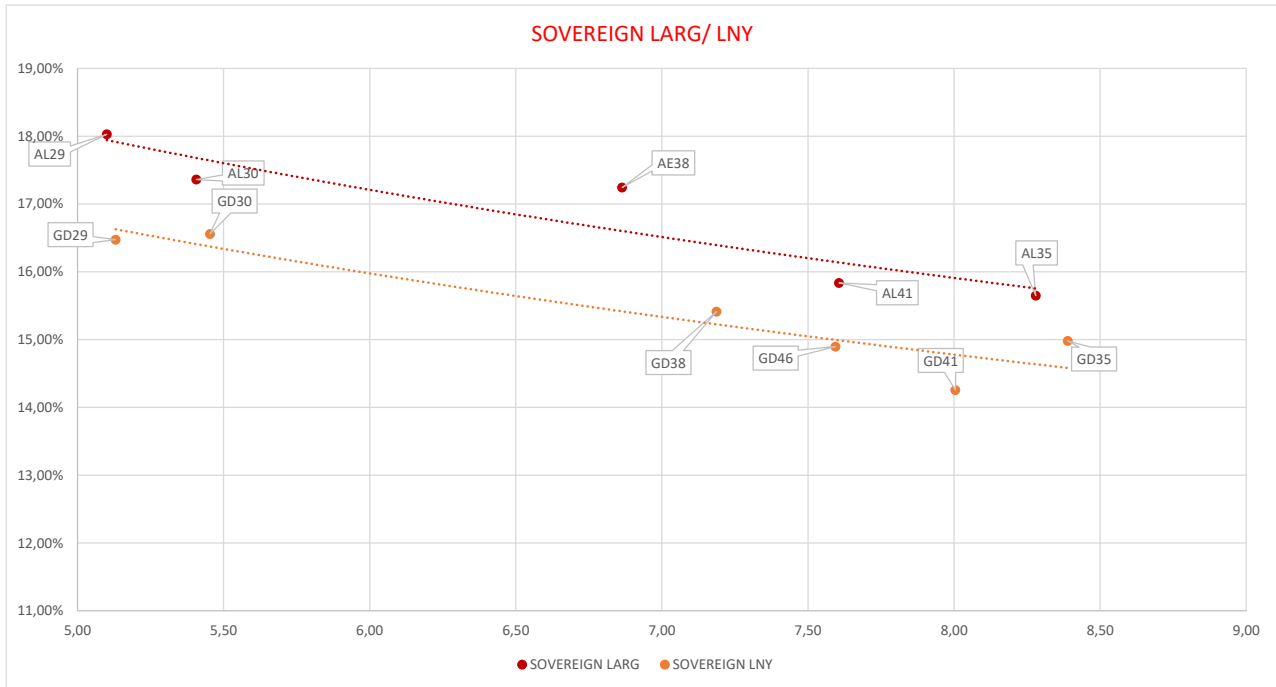


NEIX  
RESEARCH

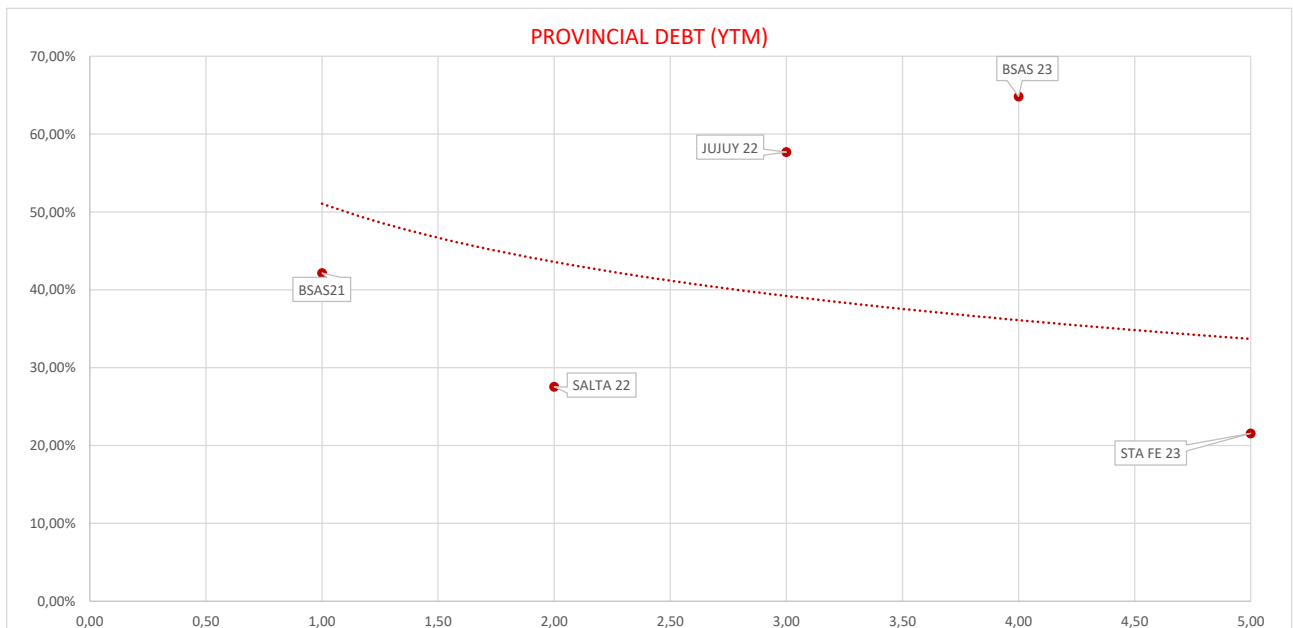
Fecha 26/1/2021



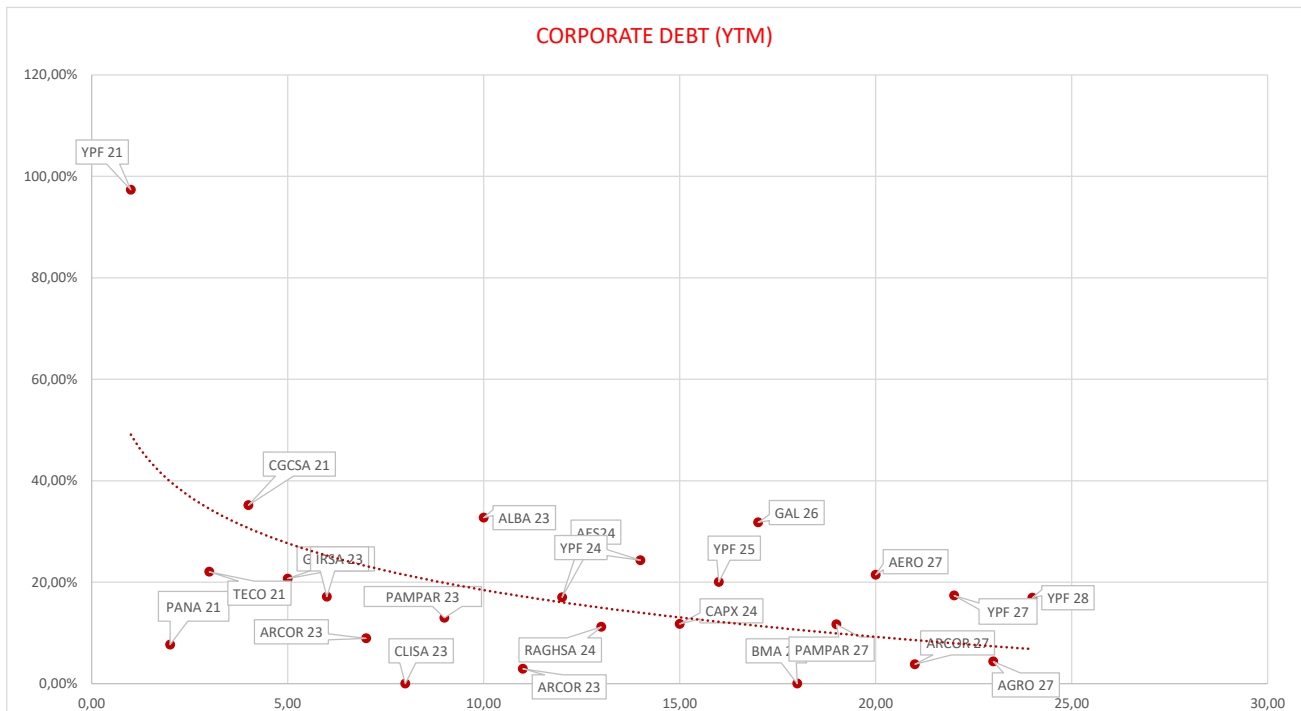
ARGENTINA SOVEREIGN DEBT								
Name	Maturity	Coupon	Price	YTM	Duration	Curr.	ISIN	Amt. Outstanding (MM)
ARGBON 8 12/31/21	9/7/2029	1,00	42,14	16,47%	5,13	USD	US040114HX11	2.635
ARGENT 0 1/8 07/09/30	9/7/2030	0,13	39,09	16,56%	5,45	USD	US040114HS26	16.091
ARGENT 0 1/8 07/09/35	9/7/2035	0,13	34,98	14,98%	8,39	USD	US040114HT09	20.502
ARGENT 0 1/8 01/09/38	9/1/2038	0,13	39,84	15,41%	7,19	USD	US040114HU71	11.405
ARGENT 0 1/8 07/09/41	9/7/2041	0,13	36,92	14,26%	8,00	USD	US040114HV54	10.482
ARGENT 0 1/8 07/09/46	9/7/2046	0,13	35,26	14,90%	7,59	USD	US040114HW38	2.092
ARGBON 1 07/09/29	9/7/2029	1,00	38,90	18,03%	5,10	USD	ARARGE3209Y4	2.189
ARGBON 0 1/8 07/09/30	9/7/2030	0,13	37,46	17,36%	5,41	USD	ARARGE3209S6	13.101
ARGBON 0 1/8 07/09/35	9/7/2035	0,13	33,13	15,65%	8,28	USD	ARARGE3209T4	18.719
ARGBON 0 1/8 01/09/38	9/1/2038	0,13	35,04	17,24%	6,86	USD	ARARGE3209U2	7.196
ARGBON 0 1/8 07/09/41	9/7/2041	0,13	32,63	15,84%	7,61	USD	ARARGE3209V0	1.468



ARGENTINA PROVINCIAL DEBT								
Name	Maturity	Coupon	Price	YTM	Duration	Curr.	ISIN	Amt. Outstanding (MM)
BUEAIR 8.95 02/19/21	19/2/2021	8,95	97,83	42,16%	0,06	USD	XS1191130753	170
SALTA 9 1/2 03/16/22	16/3/2022	9,50	89,95	27,55%	0,42	USD	USP8388TAA27	27
JUJUYA 8 5/8 09/20/22	20/9/2022	8,63	51,69	57,69%	1,13	USD	XS1686882298	210
BUENOS 6 1/2 02/15/23	15/2/2023	6,50	38,14	64,84%	1,12	USD	XS1566193295	750
PROVSF 7 03/23/23	23/3/2023	7,00	80,77	21,56%	1,16	USD	USP84641AC65	250
BUENOS 9 1/8 03/16/24	16/3/2024	9,13	38,38	48,64%	1,21	USD	XS1380274735	1.250
MENDOZ 8 3/8 05/19/24	19/5/2024	8,38	#N/A N/A	#iVALOR!	#N/A N/A	USD	USP6480JAG24	0
SALTA 9 1/8 07/07/24	7/7/2024	9,13	56,83	38,93%	1,43	USD	USP8388TAB00	350
CHACO 9 3/8 08/18/24	18/8/2024	9,38	46,28	37,73%	1,64	USD	USP2389CAA10	250
PDCAR 7.45 09/01/24	1/9/2024	7,45	65,00	22,03%	2,68	USD	USP79171AE79	510
CORDOB 7 7/8 09/29/27	29/9/2027	7,88	58,90	20,41%	3,84	USD	XS1496112407	156
ENTRIO 8 3/4 02/08/25	8/2/2025	8,75	58,80	25,61%	2,18	USD	USP37341AA50	500
PRIO 9 3/4 02/24/25	24/2/2025	9,75	53,53	29,91%	1,62	USD	USP6552BAA07	300
NEUQUE 2 1/2 04/27/30	27/4/2030	2,50	60,57	16,10%	4,51	USD	USP7169GAA78	377
PRN 2 3/4 03/10/28	10/3/2028	2,75	59,88	18,17%	3,88	USD	US744086AA73	320
CHUBUT 7 3/4 07/26/30	26/7/2030	7,24	78,33	14,64%	3,47	USD	USP25619AB67	623
PDCAR 7 1/8 10/27/26	27/10/2026	7,13	59,43	18,55%	2,10	USD	ARPCDB320099	225
FUEGO 8.95 04/17/27	17/4/2027	8,95	76,67	19,31%	1,96	USD	USP91528AA03	160
BUEAIR 7 1/2 06/01/27	1/6/2027	7,50	79,36	13,00%	3,81	USD	US11942GAD43	890
BUENOS 7 7/8 06/15/27	15/6/2027	7,88	38,29	28,40%	3,48	USD	XS1433314314	1.750
PDCAR 7 1/8 08/01/27	1/8/2027	7,13	63,87	16,34%	4,35	USD	USP79171AF45	450
PROVSF 6.9 11/01/27	1/11/2027	6,90	70,07	14,84%	3,98	USD	USP84641AB82	250
BUENOS 9 5/8 04/18/28	18/4/2028	9,63	40,62	29,01%	3,52	USD	XS0290125391	400
NEUQUE 5.17 05/12/30	12/5/2030	5,17	88,21	11,19%	3,97	USD	USP71695AC75	317
BUENOS 4 05/15/35	15/5/2035	4,00	38,19	13,86%	8,31	USD	XS0234084738	432



ARGENTINA CORPORATE DEBT								
Name	Maturity	Coupon	Price	YTM	Duration	Curr.	ISIN	Amt. Outstanding (MM)
YFPDAR 8 1/2 03/23/21	23/3/2021	8,50	87,42	97,35%	0,14	USD	USP989MJBG51	413
PANAME 7 7/8 05/07/21	7/5/2021	7,88	100,02	7,68%	0,27	USD	US69783UAA97	167
TECOAR 6 1/2 06/15/21	15/6/2021	6,50	94,41	22,05%	0,36	USD	USP19157AR03	104
CGCSA 9 1/2 11/07/21	7/11/2021	9,50	83,59	35,19%	0,64	USD	USP3063DAA02	93
GNNEIA 8 3/4 01/20/22	20/1/2022	8,75	89,82	20,71%	0,87	USD	USP46756AH86	500
IRCPAR 8 3/4 03/23/23	23/3/2023	8,75	85,33	17,15%	1,78	USD	USP5880UAB63	360
ARCOR 6 07/06/23	6/7/2023	6,00	93,69	8,93%	2,20	USD	USP04559AL70	500
CLISA 9 1/2 07/20/23	20/7/2023	9,50	#N/A N/A	#iVALOR!	#N/A N/A	USD	USP3063XAF52	30
PAMPAR 7 3/8 07/21/23	21/7/2023	7,38	88,41	12,98%	2,16	USD	USP7873PAE62	390
ALBAAR 9 5/8 07/27/23	27/7/2023	9,63	62,47	32,73%	1,77	USD	USP4621MAA38	336
ARCO 6 5/8 09/27/23	27/9/2023	6,63	109,41	2,93%	2,42	USD	USG0457FAD99	217
AES 7 3/4 02/02/24	2/2/2024	7,75	78,82	17,01%	2,38	USD	USP1000CAA29	300
RAGHSA 7 1/4 03/21/24	21/3/2024	7,25	89,75	11,19%	2,63	USD	USP79849AC24	92
YFPDAR 8 3/4 04/04/24	4/4/2024	8,75	74,46	24,33%	1,45	USD	USP989MJAY76	1.522
CAPXAR 6 7/8 05/15/24	15/5/2024	6,88	86,91	11,77%	2,78	USD	USP20058AC08	300
YFPDAR 8 1/2 07/28/25	28/7/2025	8,50	66,78	20,03%	3,13	USD	USP989MJBE04	1.500
GALIAR 8 1/4 07/19/26	19/7/2026	8,25	90,17	31,79%	0,42	USD	USP0R66CAA64	250
BMAAR 6 3/4 11/04/26	4/11/2026	6,75	#N/A N/A	#iVALOR!	#N/A N/A	USD	USP1047VAF42	400
PAMPAR 7 1/2 01/24/27	24/1/2027	7,50	82,35	11,68%	4,54	USD	USP7464EAA49	636
AEROAR 6 7/8 02/01/27	1/2/2027	6,88	71,68	21,45%	2,10	USD	USP0092MAE32	45
ARCO 5 7/8 04/04/27	4/4/2027	5,88	105,16	3,82%	1,13	USD	USG0457FAC17	553
YFPDAR 6.95 07/21/27	21/7/2027	6,95	60,37	17,37%	4,53	USD	USP989MJBL47	1.000
AGRO 6 09/21/27	21/9/2027	6,00	105,35	4,38%	1,54	USD	USL00849AAA7	500
YFPDAR 10 11/02/28	2/11/2028	10,00	70,57	16,94%	4,57	USD	US984245AF78	15





## INFORME SEMANAL DE ACCIONES

### Cotización del Merval

Especie	Último	Market Cap. (en Millones)	% Chg	Actual	Promedio	Evolución Mensual	Variación Semanal	YTD	P/E (TTM)	BETA	P/VL	Volumen Efectivo
MERVAL	48,470.91	2,078,121	-				-5.12%	-5.36%	7.88	-	0.89	-
ALUA	50.40	141,120	-4.73%				-2.14%	-8.78%	-	0.78	3.92	23,443,328
BBAR	140.00	85,772	-1.48%				-6.13%	-10.05%	3.98	1.23	0.82	9,119,200
BMA	204.00	130,440	-1.57%				-6.21%	-10.25%	3.92	1.28	0.97	34,372,459
BYMA	586.00	44,683	0.86%				-3.46%	-4.87%	13.13	0.56	2.12	22,428,718
CEPU	34.85	52,764	-2.24%				-6.32%	-2.92%	7.05	0.99	0.70	11,084,489
COME	2.25	7,082	-				-5.46%	-9.64%	8.20	0.83	0.33	3,706,155
CRES	79.70	39,981	-0.50%				-3.51%	-23.97%	5.78	0.88	1.30	13,385,342
CVH	364.50	48,438	1.67%				-4.95%	-2.60%	17.93	0.78	0.45	10,094,393
EDN	26.10	23,658	1.56%				-2.25%	-8.74%	-	0.88	0.33	5,670,994
GGAL	113.10	129,561	-1.48%				-6.68%	-10.06%	5.53	1.30	1.08	167,682,356
HARG	120.00	43,889	-				0.60%	-3.03%	20.42	0.68	2.20	3,781,090
LOMA	155.80	92,861	-0.99%				-5.00%	-13.80%	10.66	0.90	2.45	12,872,026
MIRG	1,604.00	28,872	0.50%				1.04%	2.22%	8.90	0.67	2.40	9,358,352
PAMP	74.55	130,304	-2.87%				-3.31%	-3.99%	3.55	0.91	0.90	38,033,345
SUPV	55.80	22,040	1.55%				-2.62%	-10.72%	6.51	1.23	0.81	21,686,597
TECO2	196.10	422,338	2.43%				-2.02%	-0.28%	68.27	0.77	1.14	16,303,480
TGNO4	37.60	16,520	1.76%				-7.16%	-10.16%	5.37	0.94	0.31	5,865,187
TGSU2	153.75	122,154	-1.28%				-3.91%	0.99%	10.70	0.91	1.94	41,097,339
TRAN	27.15	5,916	0.56%				-1.27%	-7.18%	2.46	0.84	0.50	2,146,004
TXAR	54.30	245,278	-0.37%				-1.45%	17.41%	28.21	0.77	1.21	18,743,968
VALO	28.00	24,037	1.08%				-0.53%	-3.61%	17.14	0.59	4.30	6,730,668
YPFD	560.40	220,412	7.76%				12.41%	-19.23%	11.24	1.32	0.38	481,119,706



### Principales Índices

Principales Índices	Último	%Día	Actual	Promedio	Evolución Mensual	Variación semanal	YTD
S&P Merval	48,470.91	0.00%				-5.12%	-5.36%
Bovindex	117,380.49	-0.60%				-2.47%	-1.38%
S&P CUX-PSA	4,481.00	-0.10%				-1.99%	7.27%
S&P/BMV IPC	44483.53	-0.20%				-2.63%	1.40%
Dow Jones	30,996.98	-0.57%				0.59%	1.28%
S&P 500	3,841.47	-0.30%				1.94%	3.77%
Nasdaq	12,543.06	0.09%				4.19%	5.06%
SPDR Euro Stoxx 50	42.39	-0.61%				1.02%	1.61%
DAX	13,673.97	-0.24%				0.60%	1.13%
CAC 40	5,509.57	-0.50%				-0.93%	0.15%
Nikkei 225	28,631.48	-0.44%				0.39%	-4.33%
Hong Kong	29,447.85	-1.68%				-3.06%	8.14%
S&P 500-VIX	21.91	3.77%				-9.98%	-3.69%

Este informe ha sido elaborado a título informativo. El presente no debe ser tomado como una recomendación o instrucción, y no reviste carácter de oferta de productos y/o servicios ni solicitud de orden de compra y/o venta.

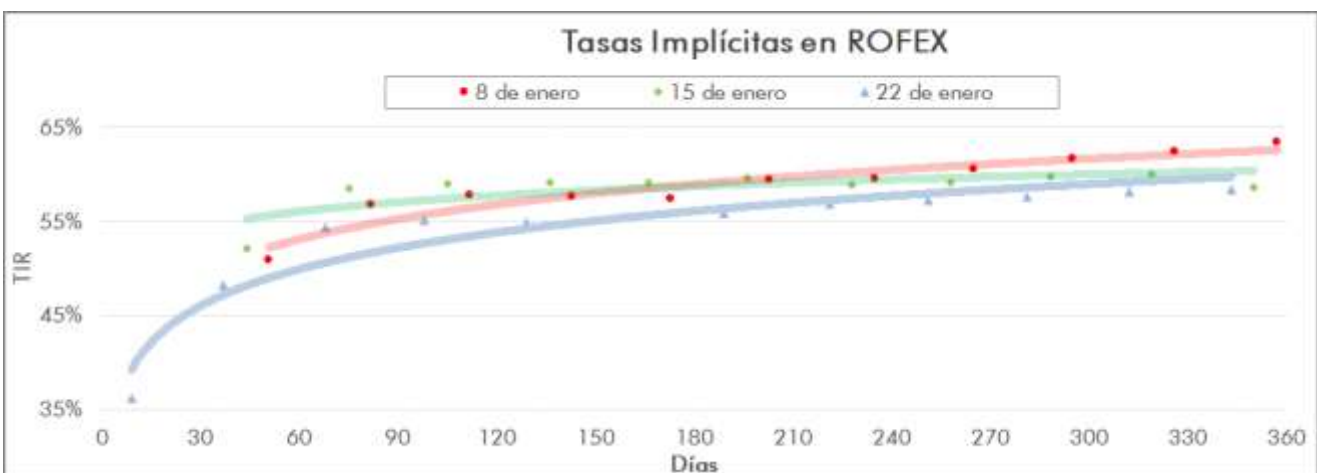
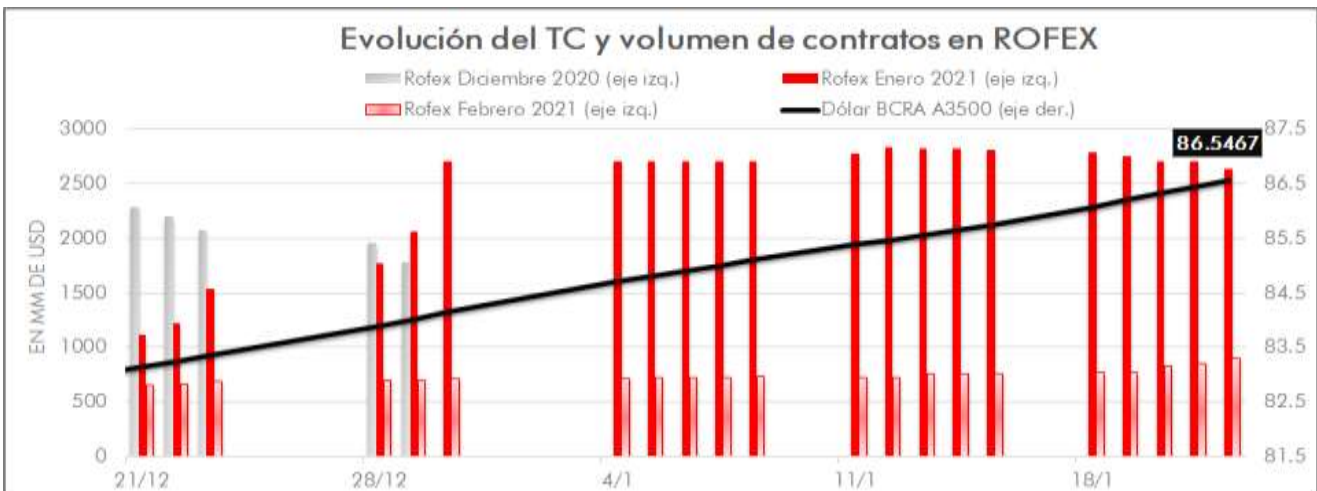
INFO@NEIX.COM.AR | WWW.NEIX.COM.AR | (+5411) 4859 1552  
Av. Sucre 2425, Piso 1º Oficina 8 San Isidro (B1643aqf) Buenos Aires, Argentina  
Twitter: @NeixCapital | LinkedIn: Neixsa



### INFORME SEMANAL ROFEX

Dólar Spot \$ 86.5467

Vencimiento	Plazo	Precio Rofex	Tasa implícita	Variación diaria	Variación semanal	Volumen semanal (en MM de USD)	Interés abierto (en MM de USD)
ene.-21	9	87.320	36.24%	0.03%	0.09%	704,940	2,634,096
feb.-21	37	90.780	48.25%	0.00%	-0.38%	651,684	899,171
mar.-21	68	95.310	54.35%	-0.12%	-0.76%	350,138	467,400
abr.-21	98	99.370	55.18%	-0.12%	-0.93%	98,556	148,200
may.-21	129	103.330	54.87%	-0.16%	-1.26%	119,810	130,620
jun.-21	159	107.500	55.58%	-0.14%	-1.19%	113,175	49,692
jul.-21	189	111.600	55.90%	0.00%	-1.41%	95,721	16,563
ago.-21	221	116.350	56.87%	0.00%	-0.81%	58,159	23,296
sep.-21	251	120.600	57.22%	-0.33%	-0.78%	20,007	21,774
oct.-21	281	125.000	57.71%	-0.32%	-0.95%	1,142	875
nov.-21	312	129.550	58.13%	-0.31%	-0.88%	722	140
dic.-21	343	134.050	58.41%	-0.30%	0.04%	19,020	5,031



Este informe ha sido elaborado a título informativo. El presente no debe ser tomado como una recomendación o instrucción, y no reviste carácter de oferta de productos y/o servicios ni solicitud de orden de compra y/o venta.

INFO@NEIX.COM.AR | WWW.NEIX.COM.AR | (+5411) 4859 1552  
Av.Sucre 2425, Piso 1º Oficina 8 San Isidro (B1643aqf) Buenos Aires, Argentina  
Twitter: @NeixCapital | LinkedIn: Neixsa