



INFORME SEMANAL

ACCIONES

BONOS

ROFEX

NEIX | RESEARCH

---

+005411.4859.1552  
institucional@neix.com.ar  
www.neix.com.ar

---

Sucre 2425  
San Isidro,  
Argentina.

---

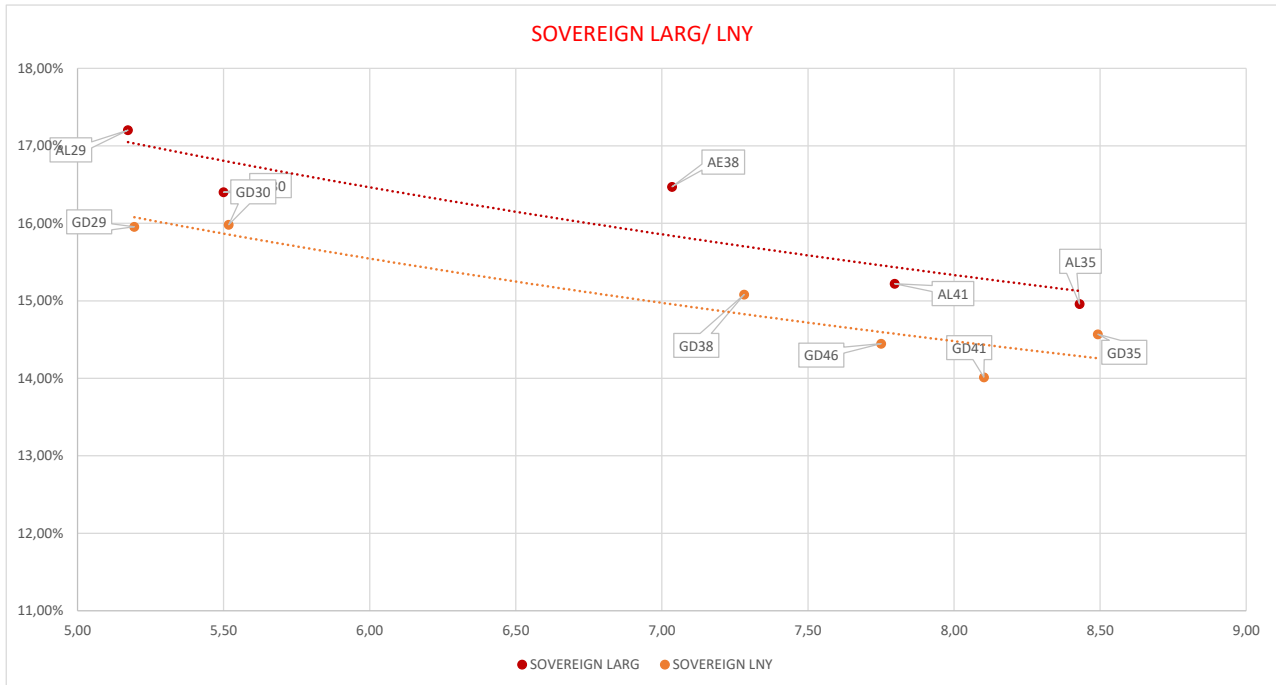


NEIX  
RESEARCH

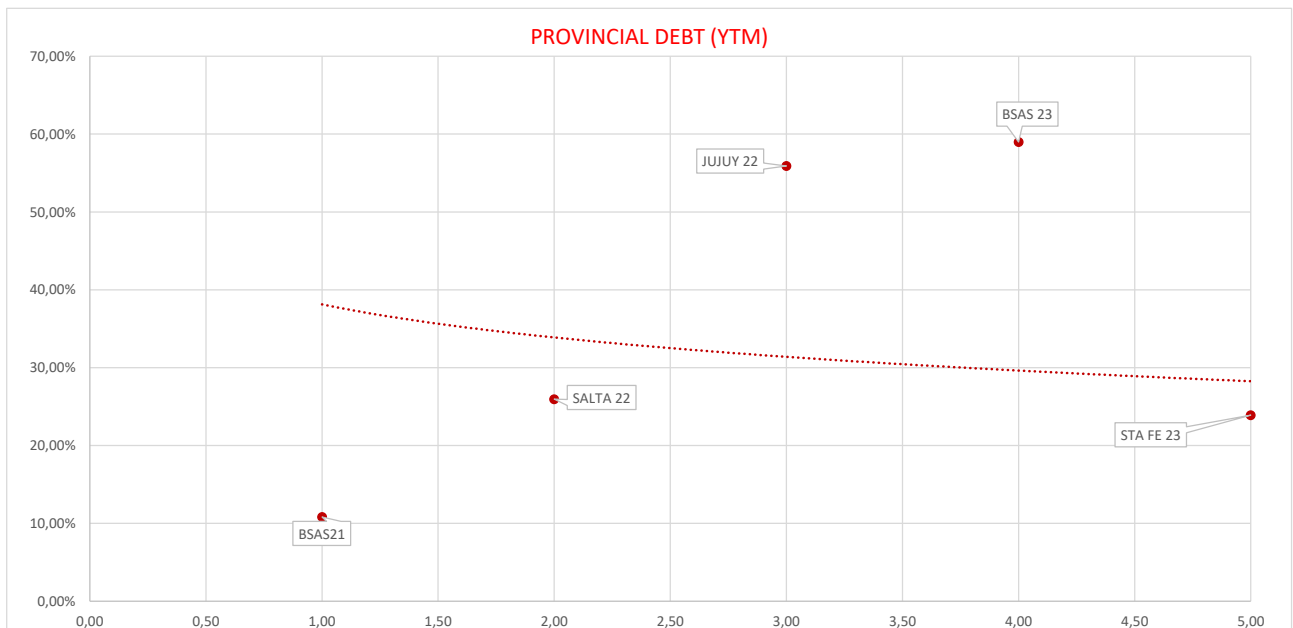
Fecha 12/1/2021



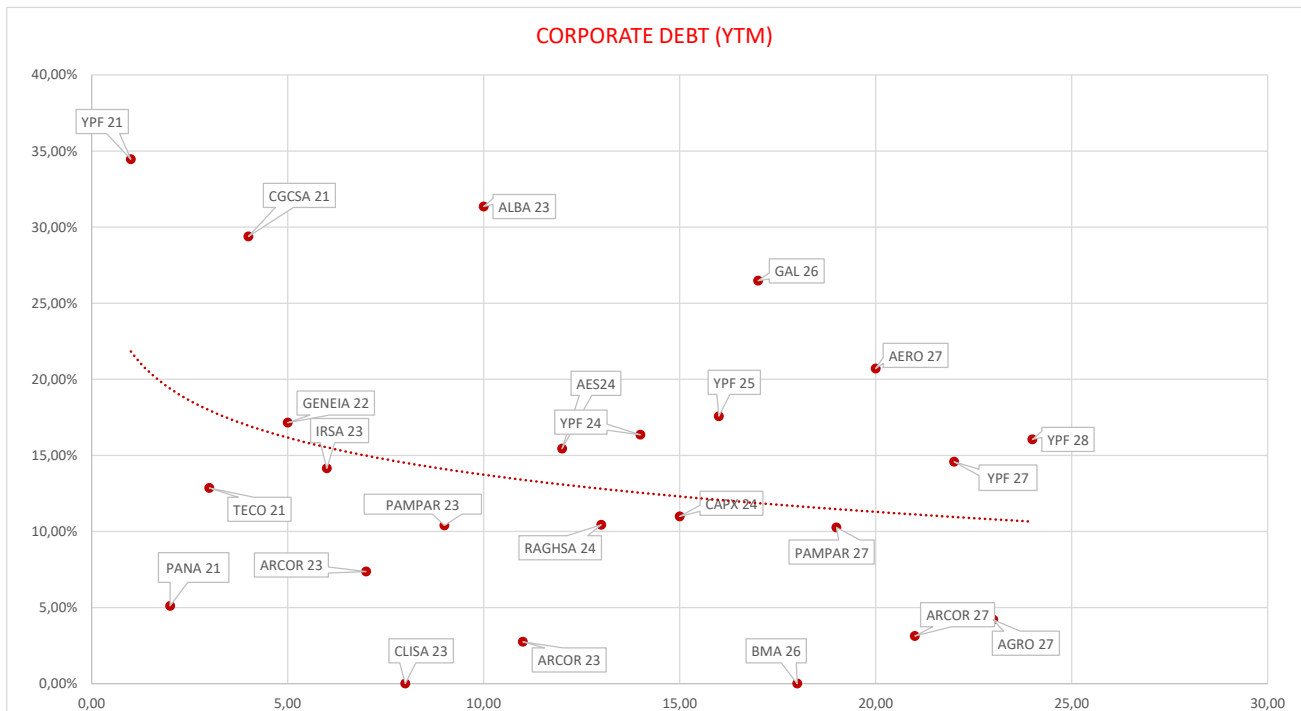
ARGENTINA SOVEREIGN DEBT								
Name	Maturity	Coupon	Price	YTM	Duration	Curr.	ISIN	Amt. Outstanding (MM)
ARGBON 8 12/31/21	9/7/2029	1,00	43,08	15,96%	5,19	USD	US040114HX11	2.635
ARGENT 0 1/8 07/09/30	9/7/2030	0,13	40,11	15,98%	5,52	USD	US040114HS26	16.091
ARGENT 0 1/8 07/09/35	9/7/2035	0,13	36,03	14,57%	8,49	USD	US040114HT09	20.502
ARGENT 0 1/8 01/09/38	9/1/2038	0,13	40,59	15,08%	7,28	USD	US040114HU71	11.405
ARGENT 0 1/8 07/09/41	9/7/2041	0,13	37,45	14,01%	8,10	USD	US040114HV54	10.482
ARGENT 0 1/8 07/09/46	9/7/2046	0,13	36,32	14,45%	7,75	USD	US040114HW38	2.092
ARGBON 1 07/09/29	9/7/2029	1,00	40,36	17,20%	5,17	USD	ARARGE3209Y4	2.189
ARGBON 0 1/8 07/09/30	9/7/2030	0,13	39,23	16,40%	5,50	USD	ARARGE3209S6	13.101
ARGBON 0 1/8 07/09/35	9/7/2035	0,13	34,90	14,96%	8,43	USD	ARARGE3209T4	18.719
ARGBON 0 1/8 01/09/38	9/1/2038	0,13	36,75	16,47%	7,03	USD	ARARGE3209U2	7.196
ARGBON 0 1/8 07/09/41	9/7/2041	0,13	34,03	15,22%	7,80	USD	ARARGE3209V0	1.468



ARGENTINA PROVINCIAL DEBT								
Name	Maturity	Coupon	Price	YTM	Duration	Curr.	ISIN	Amt. Outstanding (MM)
BUEAIR 8.95 02/19/21	19/2/2021	8,95	99,77	10,82%	0,10	USD	XS1191130753	170
SALTA 9 1/2 03/16/22	16/3/2022	9,50	90,24	25,96%	0,60	USD	USP8388TAA27	27
JUJUYA 8 5/8 09/20/22	20/9/2022	8,63	52,08	55,91%	1,17	USD	XS1686882298	210
BUENOS 6 1/2 02/15/23	15/2/2023	6,50	40,69	58,98%	1,50	USD	XS1566193295	750
PROVSF 7 03/23/23	23/3/2023	7,00	77,75	23,90%	1,37	USD	USP84641AC65	250
BUENOS 9 1/8 03/16/24	16/3/2024	9,13	40,68	45,16%	2,18	USD	XS1380274735	1.250
MENDOZ 8 3/8 05/19/24	19/5/2024	8,38	#N/A N/A	#iVALOR!	#N/A N/A	USD	USP6480JAG24	0
SALTA 9 1/8 07/07/24	7/7/2024	9,13	57,75	37,55%	1,71	USD	USP8388TAB00	350
CHACO 9 3/8 08/18/24	18/8/2024	9,38	46,46	37,02%	1,68	USD	USP2389CAA10	250
PDCCAR 7.45 09/01/24	1/9/2024	7,45	63,62	22,65%	2,70	USD	USP79171AE79	510
CORDOB 7 7/8 09/29/27	29/9/2027	7,88	58,98	20,22%	3,88	USD	XS1496112407	156
ENTRIO 8 3/4 02/08/25	8/2/2025	8,75	58,22	25,63%	2,21	USD	USP37341AA50	500
PRIO 9 3/4 02/24/25	24/2/2025	9,75	54,29	29,04%	2,87	USD	USP6552BAA07	300
NEUQUE 2 1/2 04/27/30	27/4/2030	2,50	64,32	14,71%	4,64	USD	USP7169GAA78	377
PRN 2 3/4 03/10/28	10/3/2028	2,75	61,37	17,42%	3,95	USD	US744086AA73	320
CHUBUT 7 3/4 07/26/30	26/7/2030	7,24	80,16	13,93%	3,44	USD	USP25619AB67	623
PDCCAR 7 1/8 10/27/26	27/10/2026	7,13	59,79	17,91%	2,16	USD	ARPCDB320099	225
FUEGO 8.95 04/17/27	17/4/2027	8,95	76,51	19,68%	2,35	USD	USP91528AA03	165
BUEAIR 7 1/2 06/01/27	1/6/2027	7,50	83,02	11,88%	4,11	USD	US11942GAD43	890
BUENOS 7 7/8 06/15/27	15/6/2027	7,88	40,58	26,71%	3,58	USD	XS1433314314	1.750
PDCCAR 7 1/8 08/01/27	1/8/2027	7,13	63,27	16,50%	4,38	USD	USP79171AF45	450
PROVSF 6.9 11/01/27	1/11/2027	6,90	70,24	14,74%	4,22	USD	USP84641AB82	250
BUENOS 9 5/8 04/18/28	18/4/2028	9,63	41,99	27,90%	3,61	USD	XS0290125391	400
NEUQUE 5.17 05/12/30	12/5/2030	5,17	91,40	10,25%	4,07	USD	USP71695AC75	317
BUENOS 4 05/15/35	15/5/2035	4,00	40,79	13,02%	8,58	USD	XS0234084738	432



ARGENTINA CORPORATE DEBT								
Name	Maturity	Coupon	Price	YTM	Duration	Curr.	ISIN	Amt. Outstanding (MM)
YFPDAR 8 1/2 03/23/21	23/3/2021	8,50	95,04	34,46%	0,18	USD	USP989MJBG51	413
PANAME 7 7/8 05/07/21	7/5/2021	7,88	100,85	5,11%	0,31	USD	US69783UAA97	167
TECOAR 6 1/2 06/15/21	15/6/2021	6,50	97,41	12,86%	0,40	USD	USP19157AR03	104
CGCSA 9 1/2 11/07/21	7/11/2021	9,50	86,31	29,39%	0,69	USD	USP3063DAA02	93
GNNEIA 8 3/4 01/20/22	20/1/2022	8,75	92,41	17,15%	0,88	USD	USP46756AH86	500
IRCPAR 8 3/4 03/23/23	23/3/2023	8,75	90,06	14,15%	1,85	USD	USP5880UAB63	360
ARCOR 6 07/06/23	6/7/2023	6,00	96,95	7,37%	2,26	USD	USP04559AL70	500
CLISA 9 1/2 07/20/23	20/7/2023	9,50	#N/A N/A	#iVALOR!	#N/A N/A	USD	USP3063XAF52	30
PAMPAR 7 3/8 07/21/23	21/7/2023	7,38	93,44	10,39%	2,15	USD	USP7873PAE62	390
ALBAAR 9 5/8 07/27/23	27/7/2023	9,63	63,73	31,35%	1,82	USD	USP4621MAA38	336
ARCO 6 5/8 09/27/23	27/9/2023	6,63	110,05	2,75%	2,46	USD	USG0457FAD99	217
AES 7 3/4 02/02/24	2/2/2024	7,75	81,78	15,45%	2,45	USD	USP1000CAA29	300
RAGHSA 7 1/4 03/21/24	21/3/2024	7,25	91,50	10,44%	2,68	USD	USP79849AC24	92
YFPDAR 8 3/4 04/04/24	4/4/2024	8,75	85,99	16,35%	1,87	USD	USP989MJAY76	1.522
CAPXAR 6 7/8 05/15/24	15/5/2024	6,88	88,72	10,99%	2,83	USD	USP20058AC08	300
YFPDAR 8 1/2 07/28/25	28/7/2025	8,50	72,37	17,57%	3,25	USD	USP989MJBE04	1.500
GALIAR 8 1/4 07/19/26	19/7/2026	8,25	91,65	26,48%	0,44	USD	USP0R66CAA64	250
BMAAR 6 3/4 11/04/26	4/11/2026	6,75	#N/A N/A	#iVALOR!	#N/A N/A	USD	USP1047VAF42	400
PAMPAR 7 1/2 01/24/27	24/1/2027	7,50	87,77	10,27%	4,46	USD	USP7464EAA49	636
AEROAR 6 7/8 02/01/27	1/2/2027	6,88	72,48	20,71%	2,16	USD	USP0092MAE32	45
ARCO 5 7/8 04/04/27	4/4/2027	5,88	106,11	3,13%	1,17	USD	USG0457FAC17	553
YFPDAR 6.95 07/21/27	21/7/2027	6,95	68,55	14,58%	4,50	USD	USP989MJBL47	1.000
AGRO 6 09/21/27	21/9/2027	6,00	105,70	4,20%	1,58	USD	USL00849AAA7	500
YFPDAR 10 11/02/28	2/11/2028	10,00	73,55	16,05%	4,69	USD	US984245AF78	15



## INFORME SEMANAL DE ACCIONES

### Cotización del Merval

Especie	Último	Market Cap. (en Millones)	% Chg	Actual $\diamond$	Promedio $\bullet$	Evolucion Mensual	Variación Semanal	YTD	P/E (TTM)	BETA	P/VL	Volumen Efectivo
MERVAL	51,673.77	2,194,345	-1.57%				0.69%	0.90%	8.40	-0.20	0.95	-
ALUA	53.40	149,520	0.57%				12.90%	13.14%	-	0.77	4.15	39,064,308
BBAR	145.60	89,203	-0.24%				-5.88%	-6.46%	4.14	1.23	0.85	6,644,910
BMA	221.55	141,662	-0.40%				-3.78%	-2.53%	4.26	1.29	1.06	27,453,266
BYMA	602.50	45,941	-0.08%				-2.11%	-2.19%	13.50	0.56	2.18	7,497,987
CEPU	36.70	55,565	-1.34%				1.52%	2.23%	7.43	1.00	0.74	17,064,542
COME	2.41	7,586	-1.23%				-3.60%	-3.21%	8.78	0.83	0.36	7,186,648
CRES	67.90	34,062	-1.52%				11.59%	5.27%	4.92	0.86	1.11	10,643,647
CVH	392.00	52,092	-1.09%				-4.74%	4.75%	19.28	0.79	0.49	7,583,440
EDN	26.90	24,384	-0.92%				-9.43%	-5.94%	-	0.88	0.34	5,597,136
GGAL	122.65	140,501	-1.01%				-4.48%	-2.47%	5.99	1.31	1.12	89,943,980
HARG	123.25	45,078	-0.40%				-3.14%	-0.40%	20.97	0.67	2.26	4,047,468
LOMA	166.45	99,209	-4.31%				-4.48%	-7.91%	11.39	0.90	2.62	34,096,078
MIRG	1,588.50	28,593	1.15%				0.99%	-0.47%	8.82	0.67	2.37	12,992,157
PAMP	76.70	134,062	-3.46%				0.79%	-1.22%	3.65	0.92	0.93	65,849,280
SUPV	59.55	23,521	-0.58%				-1.57%	-4.72%	6.95	1.24	0.86	12,611,354
TECO2	199.95	430,630	-0.40%				0.55%	1.68%	69.61	0.76	1.16	21,537,673
TGNO4	41.40	18,190	-1.90%				-3.16%	-1.08%	5.91	0.94	0.34	3,461,857
TGSU2	155.70	123,703	-2.54%				2.27%	1.67%	10.84	0.91	1.96	15,567,493
TRAN	27.85	6,068	-2.96%				-1.94%	-4.79%	2.52	0.85	0.51	4,178,764
TXAR	55.20	249,344	-				17.95%	19.35%	28.67	0.77	1.23	33,038,485
VALO	28.15	24,165	-				-1.57%	-3.10%	17.23	0.59	4.32	12,651,230
YFPD	689.70	271,268	-4.63%				-2.38%	-0.60%	13.84	1.31	0.47	108,517,682



Principales Indices							
Principales Indices	Último	%Diario	Actual $\diamond$	Promedio $\bullet$	Evolucion Mensual	Variación semanal	YTD
S&P Merval	51,673.77	-1.57%				0.69%	0.90%
Bovespa	125,076.63	2.20%				5.09%	5.09%
S&P CLX IPSA	4,560.02	0.69%				9.16%	9.16%
S&P/BMV IPC	46729.3	1.17%				6.04%	6.04%
Dow Jones	31,097.97	0.18%				1.61%	1.61%
S&P 500	3,824.68	0.55%				1.83%	1.83%
Nasdaq	13,201.98	1.03%				2.43%	2.43%
SPDR Euro Stoxx	43.19	0.44%				3.52%	3.52%
DAX	14,049.53	0.58%				2.41%	2.41%
CAC 40	5,706.88	0.65%				2.80%	2.80%
Nikkei 225	28,139.03	2.36%				2.53%	2.53%
Hang Seng	27,878.22	1.20%				2.38%	2.38%
S&P 500 VIX	21.56	-3.62%				-5.23%	-5.23%

Este informe ha sido elaborado a título informativo. El presente no debe ser tomado como una recomendación o instrucción, y no reviste carácter de oferta de productos y/o servicios ni solicitud de orden de compra y/o venta.

INFO@NEIX.COM.AR | WWW.NEIX.COM.AR | (+5411) 4859 1552  
Av. Sucre 2425, Piso 1º Oficina 8 San Isidro (B1643aqf) Buenos Aires, Argentina  
Twitter: @NeixCapital | LinkedIn: Neixsa

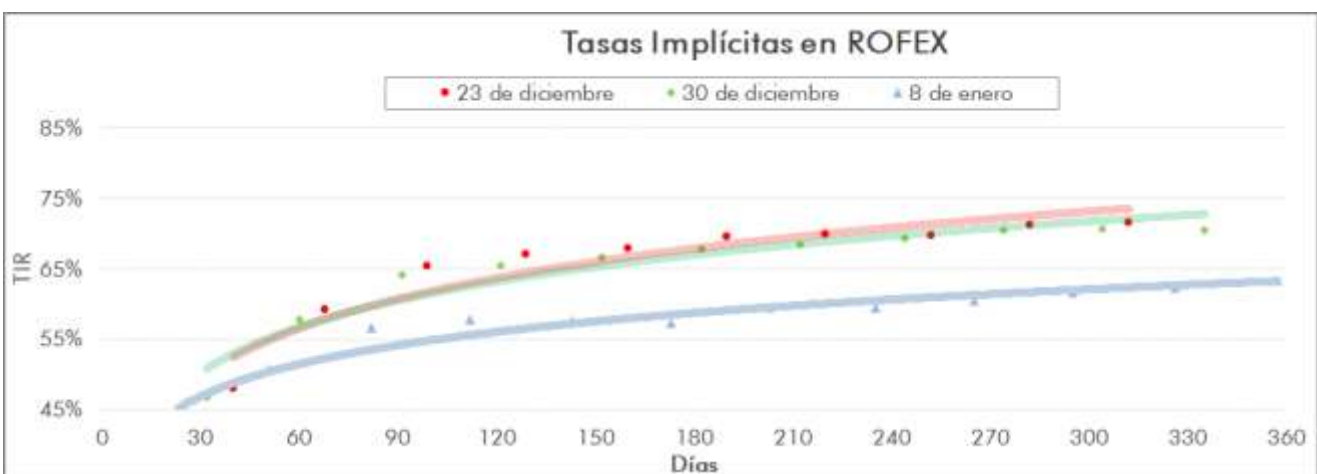




### INFORME SEMANAL ROFEX

Dólar Spot \$ 85.1050

Vencimiento	Plazo	Precio Rofex	Tasa implícita	Variación diaria	Variación semanal	Volumen semanal (en MM de USD)	Interés abierto (en MM de USD)
ene.-21	23	87.400	42.79%	-0.08%	-0.23%	481,994	2,696,322
feb.-21	51	91.150	50.84%	-0.02%	-1.09%	256,788	701,777
mar.-21	82	95.950	56.72%	-0.08%	-1.69%	318,539	322,762
abr.-21	112	100.190	57.77%	-0.16%	-2.16%	106,322	118,959
may.-21	143	104.340	57.69%	-0.15%	-2.94%	88,297	109,317
jun.-21	173	108.250	57.38%	-0.23%	-3.86%	29,051	40,073
jul.-21	203	113.250	59.46%	0.00%	-3.74%	0	3,201
ago.-21	235	117.700	59.49%	0.00%	-4.43%	10,193	6,242
sep.-21	265	122.500	60.52%	-0.41%	-4.78%	416	6,789
oct.-21	295	127.500	61.64%	-0.39%	-4.60%	0	1,036
nov.-21	326	132.500	62.35%	-0.75%	-4.44%	9,623	5,324
dic.-21	357	137.900	63.43%	-0.72%	NA	5,000	5,000



Este informe ha sido elaborado a título informativo. El presente no debe ser tomado como una recomendación o instrucción, y no reviste carácter de oferta de productos y/o servicios ni solicitud de orden de compra y/o venta.

INFO@NEIX.COM.AR | WWW.NEIX.COM.AR | (+5411) 4859 1552  
Av.Sucre 2425, Piso 1º Oficina 8 San Isidro (B1643aqf) Buenos Aires, Argentina  
Twitter: @NeixCapital | LinkedIn: Neixsa