



INFORME SEMANAL

ACCIONES

BONOS

ROFEX

NEIX | RESEARCH

---

+005411.4859.1552  
institucional@neix.com.ar  
www.neix.com.ar

Sucre 2425  
San Isidro,  
Argentina.

---

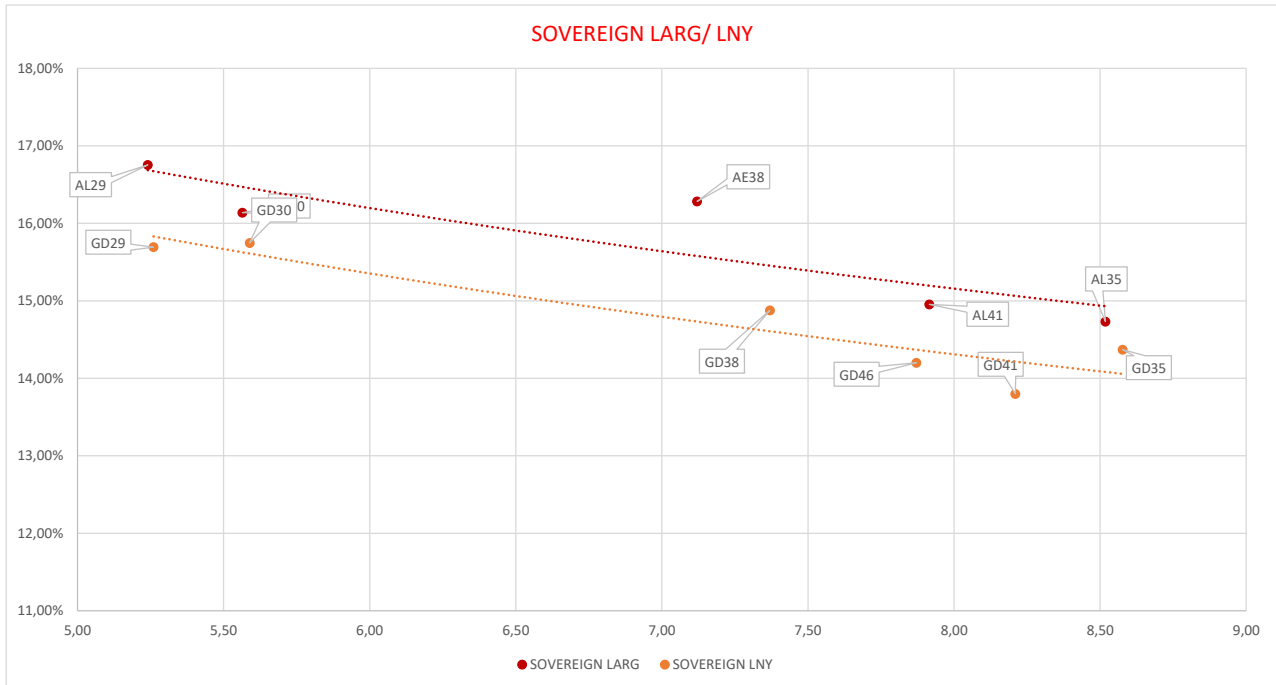


NEIX  
RESEARCH

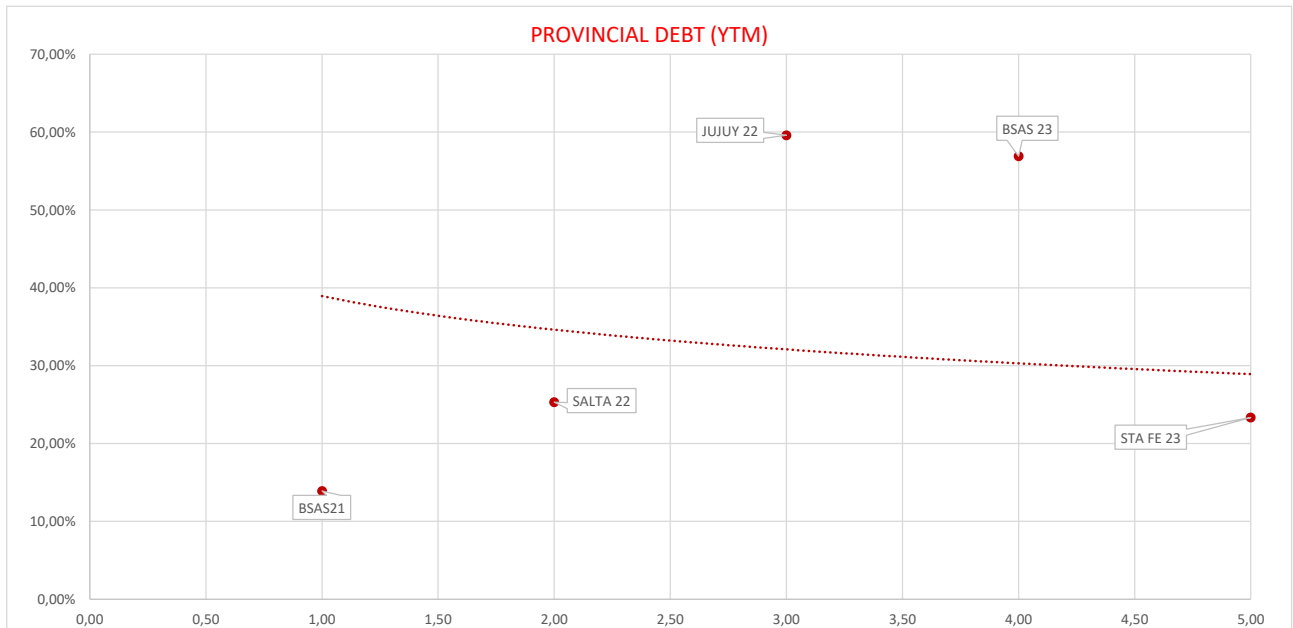
Fecha 22/12/2020



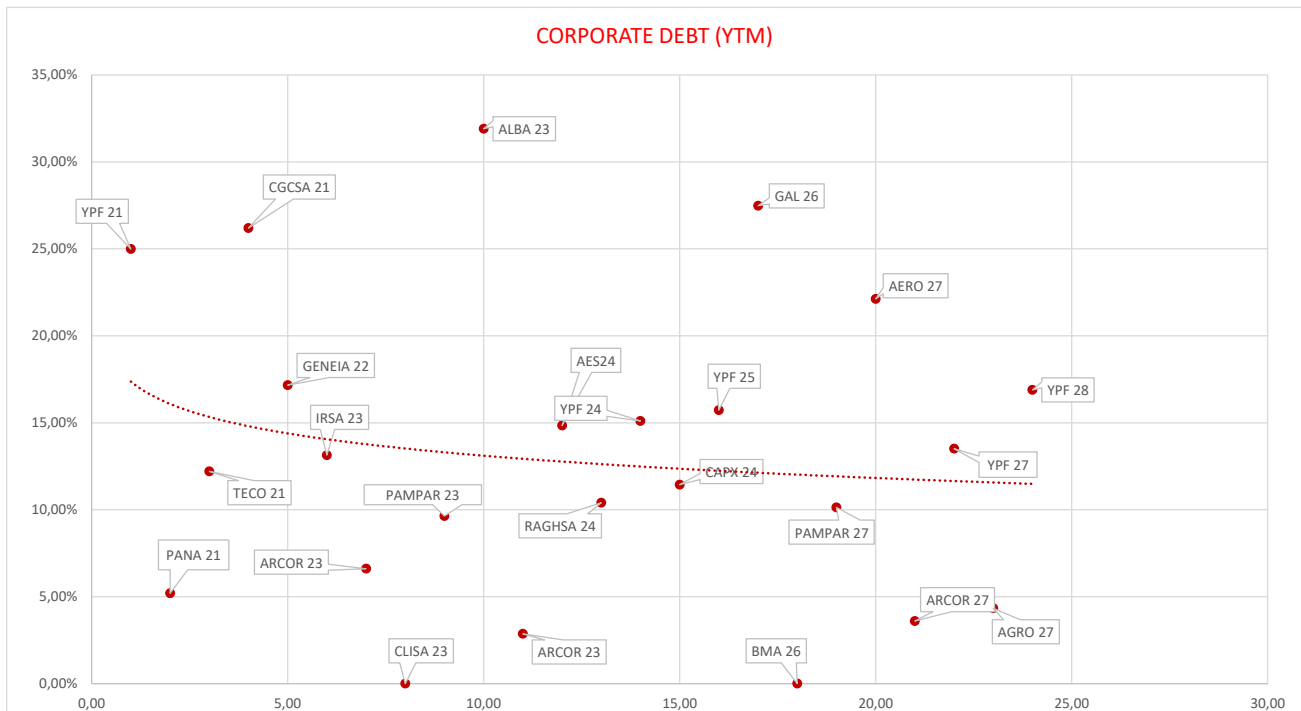
ARGENTINA SOVEREIGN DEBT								
Name	Maturity	Coupon	Price	YTM	Duration	Curr.	ISIN	Amt. Outstanding (MM)
ARGBON 8 12/31/21	9/7/2029	1,00	43,36	15,69%	5,26	USD	US040114HX11	2.635
ARGENT 0 1/8 07/09/30	9/7/2030	0,13	40,30	15,75%	5,59	USD	US040114HS26	16.091
ARGENT 0 1/8 07/09/35	9/7/2035	0,13	36,37	14,37%	8,58	USD	US040114HT09	20.502
ARGENT 0 1/8 01/09/38	9/1/2038	0,13	40,88	14,88%	7,37	USD	US040114HU71	11.405
ARGENT 0 1/8 07/09/41	9/7/2041	0,13	37,85	13,80%	8,21	USD	US040114HV54	10.482
ARGENT 0 1/8 07/09/46	9/7/2046	0,13	36,77	14,20%	7,87	USD	US040114HW38	2.092
ARGBON 1 07/09/29	9/7/2029	1,00	41,00	16,75%	5,24	USD	ARARGE3209Y4	2.189
ARGBON 0 1/8 07/09/30	9/7/2030	0,13	39,47	16,14%	5,56	USD	ARARGE3209S6	13.101
ARGBON 0 1/8 07/09/35	9/7/2035	0,13	35,30	14,73%	8,52	USD	ARARGE3209T4	18.719
ARGBON 0 1/8 01/09/38	9/1/2038	0,13	36,93	16,28%	7,12	USD	ARARGE3209U2	7.196
ARGBON 0 1/8 07/09/41	9/7/2041	0,13	34,48	14,95%	7,92	USD	ARARGE3209V0	1.468



ARGENTINA PROVINCIAL DEBT								
Name	Maturity	Coupon	Price	YTM	Duration	Curr.	ISIN	Amt. Outstanding (MM)
BUEAIR 8.95 02/19/21	19/2/2021	8,95	99,17	13,90%	0,15	USD	XS1191130753	170
SALTA 9 1/2 03/16/22	16/3/2022	9,50	90,33	25,30%	0,65	USD	USP8388TAA27	27
JUJUYA 8 5/8 09/20/22	20/9/2022	8,63	48,76	59,59%	1,20	USD	XS1686882298	210
BUENOS 6 1/2 02/15/23	15/2/2023	6,50	40,83	56,90%	1,56	USD	XS1566193295	750
PROVSF 7 03/23/23	23/3/2023	7,00	77,79	23,33%	1,43	USD	USP84641AC65	250
BUENOS 9 1/8 03/16/24	16/3/2024	9,13	40,91	43,89%	2,25	USD	XS1380274735	1.250
MENDOZ 8 3/8 05/19/24	19/5/2024	8,38	#N/A N/A	#iVALOR!	#N/A N/A	USD	USP6480JAG24	0
SALTA 9 1/8 07/07/24	7/7/2024	9,13	58,05	36,62%	1,65	USD	USP8388TAB00	350
CHACO 9 3/8 08/18/24	18/8/2024	9,38	45,96	36,70%	2,52	USD	USP2389CAA10	250
PD CAR 7.45 09/01/24	1/9/2024	7,45	61,64	23,55%	2,73	USD	USP79171AE79	510
CORDOB 7 7/8 09/29/27	29/9/2027	7,88	57,51	20,64%	3,91	USD	XS1496112407	156
ENTRIO 8 3/4 02/08/25	8/2/2025	8,75	57,49	25,60%	3,01	USD	USP37341AA50	500
PRIO 9 3/4 02/24/25	24/2/2025	9,75	51,58	30,28%	2,89	USD	USP6552BAA07	300
NEUQUE 2 1/2 04/27/30	27/4/2030	2,50	64,28	14,60%	4,70	USD	USP7169GAA78	377
PRN 7 3/4 12/07/25	7/12/2025	7,75	60,11	19,65%	3,79	USD	US744086AA73	300
CHUBUT 7 3/4 07/26/26	26/7/2026	7,75	76,12	20,27%	2,06	USD	USP25619AB67	623
PD CAR 7 1/8 10/27/26	27/10/2026	7,13	57,61	19,23%	2,17	USD	ARPCDB320099	225
FUEGO 8.95 04/17/27	17/4/2027	8,95	75,48	20,08%	2,39	USD	USP91528AA03	165
BUEAIR 7 1/2 06/01/27	1/6/2027	7,50	83,90	11,59%	4,17	USD	US11942GAD43	890
BUENOS 7 7/8 06/15/27	15/6/2027	7,88	40,90	26,19%	4,19	USD	XS1433314314	1.750
PD CAR 7 1/8 08/01/27	1/8/2027	7,13	61,62	17,01%	4,39	USD	USP79171AF45	450
PROVSF 6.9 11/01/27	1/11/2027	6,90	68,58	15,24%	4,25	USD	USP84641AB82	250
BUENOS 9 5/8 04/18/28	18/4/2028	9,63	41,42	27,88%	4,03	USD	XS0290125391	400
NEUQUE 5.17 05/12/30	12/5/2030	5,17	88,79	10,91%	4,08	USD	USP71695AC75	317
BUENOS 4 05/15/35	15/5/2035	4,00	40,62	12,98%	8,64	USD	XS0234084738	432



ARGENTINA CORPORATE DEBT								
Name	Maturity	Coupon	Price	YTM	Duration	Curr.	ISIN	Amt. Outstanding (MM)
YPFDAR 8 1/2 03/23/21	23/3/2021	8,50	95,96	24,99%	0,24	USD	USP989MJBG51	413
PANAME 7 7/8 05/07/21	7/5/2021	7,88	100,97	5,20%	0,37	USD	US69783UAA97	167
TECOAR 6 1/2 06/15/21	15/6/2021	6,50	97,41	12,21%	0,45	USD	USP19157AR03	104
CGCSA 9 1/2 11/07/21	7/11/2021	9,50	87,60	26,19%	0,75	USD	USP3063DAA02	93
GNNEIA 8 3/4 01/20/22	20/1/2022	8,75	92,01	17,16%	0,93	USD	USP46756AH86	500
IRCPAR 8 3/4 03/23/23	23/3/2023	8,75	91,64	13,14%	1,91	USD	USP5880UAB63	360
ARCOR 6 07/06/23	6/7/2023	6,00	98,60	6,61%	2,25	USD	USP04559AL70	500
CLISA 9 1/2 07/20/23	20/7/2023	9,50	#N/A N/A	#iVALOR!	#N/A N/A	USD	USP3063XAF52	30
PAMPAR 7 3/8 07/21/23	21/7/2023	7,38	94,93	9,64%	2,21	USD	USP7873PAE62	390
ALBAAR 9 5/8 07/27/23	27/7/2023	9,63	62,48	31,91%	1,86	USD	USP4621MAA38	336
ARCO 6 5/8 09/27/23	27/9/2023	6,63	109,92	2,86%	2,51	USD	USG0457FAD99	217
AES 7 3/4 02/02/24	2/2/2024	7,75	82,81	14,84%	2,51	USD	USP1000CAA29	300
RAGHSA 7 1/4 03/21/24	21/3/2024	7,25	91,48	10,40%	2,74	USD	USP79849AC24	92
YPFDAR 8 3/4 04/04/24	4/4/2024	8,75	87,84	15,11%	1,94	USD	USP989MJAY76	1.522
CAPXAR 6 7/8 05/15/24	15/5/2024	6,88	87,42	11,44%	2,87	USD	USP20058AC08	300
YPFDAR 8 1/2 07/28/25	28/7/2025	8,50	76,92	15,73%	3,36	USD	USP989MJBE04	1.500
GALIAR 8 1/4 07/19/26	19/7/2026	8,25	90,34	27,48%	0,49	USD	USP0R66CAA64	250
BMAAR 6 3/4 11/04/26	4/11/2026	6,75	#N/A N/A	#iVALOR!	#N/A N/A	USD	USP1047VAF42	400
PAMPAR 7 1/2 01/24/27	24/1/2027	7,50	88,24	10,13%	4,52	USD	USP7464EAA49	636
AEROAR 6 7/8 02/01/27	1/2/2027	6,88	69,94	22,12%	2,17	USD	USP0092MAE32	45
ARCO 5 7/8 04/04/27	4/4/2027	5,88	105,63	3,60%	1,22	USD	USG0457FAC17	553
YPFDAR 6.95 07/21/27	21/7/2027	6,95	71,97	13,51%	4,63	USD	USP989MJBL47	1.000
AGRO 6 09/21/27	21/9/2027	6,00	105,55	4,33%	1,63	USD	USL00849AAA7	500
YPFDAR 10 11/02/28	2/11/2028	10,00	70,57	16,89%	4,66	USD	US984245AF78	15



# INFORME SEMANAL DE ACCIONES

## Cotización del Merval

Especie	Último	Market Cap. (en Millones)	% Chg	Actual ◊	Promedio ●	Evolución Mensual	Variación Semanal	YTD	P/E (TTM)	BETA	P/VL	Volumen Efectivo
MERVAL	52,346.77	2,259,091	-1.45%				-2.50%	25.62%	8.75	-0.20	0.98	-
ALUA	49.95	139,860	0.10%				-0.50%	54.17%	-	0.76	3.88	29,074,760
BBAR	145.65	89,234	-2.93%				-9.53%	3.67%	4.14	1.25	0.85	42,071,329
BMA	227.75	145,626	-2.65%				-3.72%	16.76%	4.38	1.29	1.09	71,546,167
BYMA	611.00	46,589	0.91%				1.16%	96.65%	13.69	0.56	2.21	11,209,990
CEPU	37.60	56,927	0.80%				-2.34%	5.32%	7.61	1.03	0.76	16,055,850
COME	2.54	7,995	-0.39%				-4.15%	48.96%	9.25	0.82	0.37	6,614,885
CRES	54.70	27,440	-1.35%				-7.13%	4.29%	3.97	0.88	0.89	14,049,256
CVH	448.50	59,601	-2.18%				1.93%	48.71%	22.06	0.78	0.56	3,074,822
EDN	25.65	23,251	-2.10%				-2.47%	6.65%	-	0.92	0.33	16,123,793
GGAL	121.90	139,642	-3.67%				-5.91%	1.39%	5.96	1.31	1.11	309,400,256
HARG	129.75	47,455	2.17%				5.92%	39.25%	22.08	0.67	2.38	10,725,234
LOMA	179.90	107,225	1.10%				7.72%	53.75%	12.31	0.90	2.83	20,009,146
MIRG	1,485.00	26,730	0.85%				6.07%	103.42%	22.50	0.68	2.84	21,423,253
PAMP	81.40	142,277	-1.57%				0.49%	63.45%	3.88	0.90	0.98	87,687,451
SUPV	58.10	22,949	-3.49%				-0.17%	4.57%	6.78	1.26	0.84	18,182,379
TECO2	218.95	471,550	0.76%				-6.99%	35.85%	76.23	0.75	1.27	16,254,505
TGNO4	43.00	18,893	-0.12%				-0.46%	6.97%	6.14	0.93	0.35	11,446,900
TGSU2	158.30	125,769	-1.77%				0.54%	45.70%	11.02	0.90	2.00	20,848,257
TRAN	28.25	6,155	-2.75%				-3.58%	8.65%	2.56	0.86	0.52	11,420,360
TXAR	51.30	231,727	-2.47%				-4.82%	100.00%	26.65	0.77	1.14	32,638,030
VALO	25.95	22,277	-3.35%				-7.98%	93.66%	15.89	0.58	3.98	10,138,258
YFPD	762.55	299,921	-1.17%				-1.80%	-11.04%	15.30	1.29	0.52	91,391,300



Principales Índices	Último	%Diario	Actual ◊	Promedio ●	Evolución Mensual	Variación semanal	YTD
S&P Merval	52,346.77	-1.45%				-2.50%	25.62%
Bovespa	118,023.67	-0.32%				2.52%	2.06%
S&P CLX IPSA	4,210.69	0.77%				3.05%	9.03%
S&P/BMV IPC	43873.81	-1.02%				0.60%	0.76%
Dow Jones	30,179.05	-0.41%				0.44%	5.75%
S&P 500	3,709.41	-0.35%				1.25%	14.81%
Nasdaq	12,755.64	-0.07%				3.05%	42.16%
SPDR Euro Stoxx	42.13	-0.64%				2.33%	3.29%
DAX	13,630.51	-0.27%				3.94%	2.88%
CAC 40	5,527.84	-0.39%				0.37%	-7.58%
Nikkei 225	26,763.39	-0.16%				0.42%	13.13%
Hang Seng	26,498.60	-0.67%				-0.03%	-6.00%
S&P 500 VIX	21.57	-1.64%				-7.46%	56.53%

Este informe ha sido elaborado a título informativo. El presente no debe ser tomado como una recomendación o instrucción, y no reviste carácter de oferta de productos y/o servicios ni solicitud de orden de compra y/o venta.

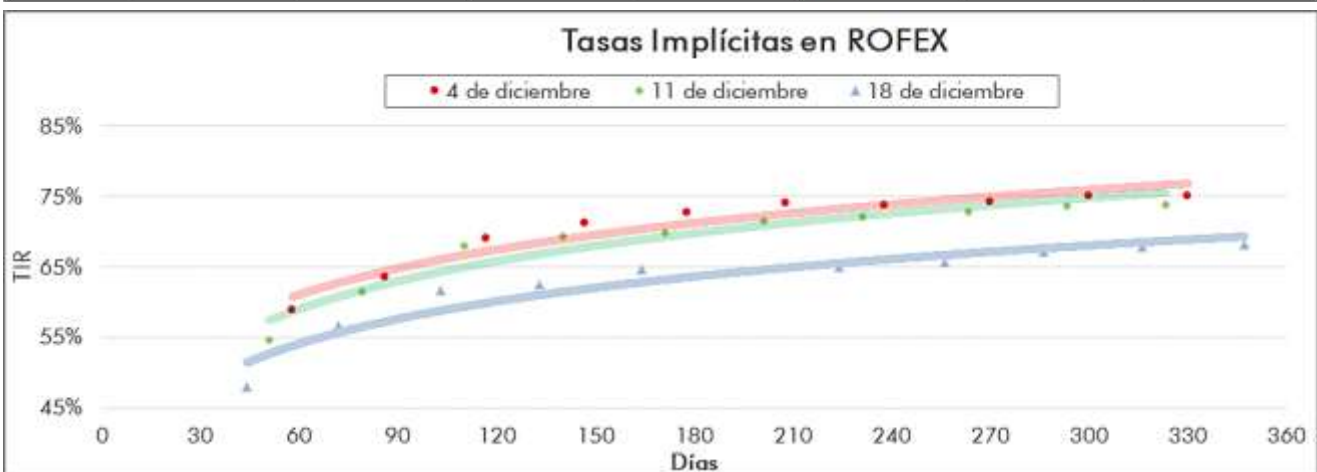
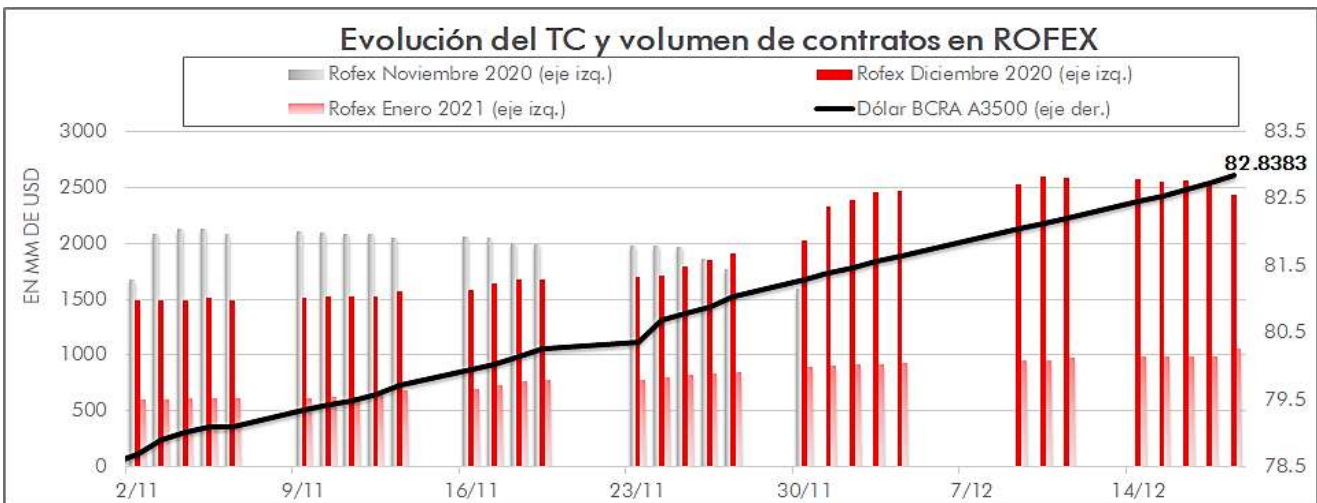
INFO@NEIX.COM.AR | WWW.NEIX.COM.AR | (+5411) 4859 1552  
Av. Sucre 2425, Piso 1º Oficina 8 San Isidro (B1643aqf) Buenos Aires, Argentina  
Twitter: @NeixCapital | LinkedIn: Neixsa



### INFORME SEMANAL ROFEX

Dólar Spot \$ 82.8383

Vencimiento	Plazo	Precio Rofex	Tasa implícita	Variación diaria	Variación semanal	Volumen semanal (en MM de USD)	Interés abierto (en MM de USD)
dic.-20	13	83.950	81.11%	0.00%	0.10%	602,355	2,431,545
ene.-21	44	87.630	47.98%	-0.28%	-0.98%	639,335	1,053,458
feb.-21	72	92.100	56.68%	-0.13%	-1.13%	374,442	610,325
mar.-21	103	97.250	61.65%	-0.16%	-1.86%	184,498	212,249
abr.-21	133	101.700	62.49%	-0.24%	-2.31%	75,200	82,625
may.-21	164	106.900	64.65%	-0.64%	-2.02%	50,024	69,906
jun.-21	194	111.250	64.53%	-0.61%	-2.93%	7,139	16,025
jul.-21	224	115.900	65.03%	-0.58%	-3.26%	278	2,841
ago.-21	256	121.000	65.68%	-0.56%	-3.51%	231	1,803
sep.-21	286	126.500	67.27%	-0.53%	-3.36%	18	5,063
oct.-21	316	131.500	67.85%	-0.51%	-3.24%	4	4,786
nov.-21	347	136.500	68.14%	-0.51%	NA	2	1



Este informe ha sido elaborado a título informativo. El presente no debe ser tomado como una recomendación o instrucción, y no reviste carácter de oferta de productos y/o servicios ni solicitud de orden de compra y/o venta.

INFO@NEIX.COM.AR | WWW.NEIX.COM.AR | (+5411) 4859 1552  
 Av.Sucre 2425, Piso 1º Oficina 8 San Isidro (B1643aqf) Buenos Aires, Argentina  
 Twitter: @NeixCapital | LinkedIn: Neixsa