



INFORME SEMANAL

ACCIONES

BONOS

ROFEX

NEIX | RESEARCH

+005411.4859.1552
institucional@neix.com.ar
www.neix.com.ar

Sucre 2425
San Isidro,
Argentina.

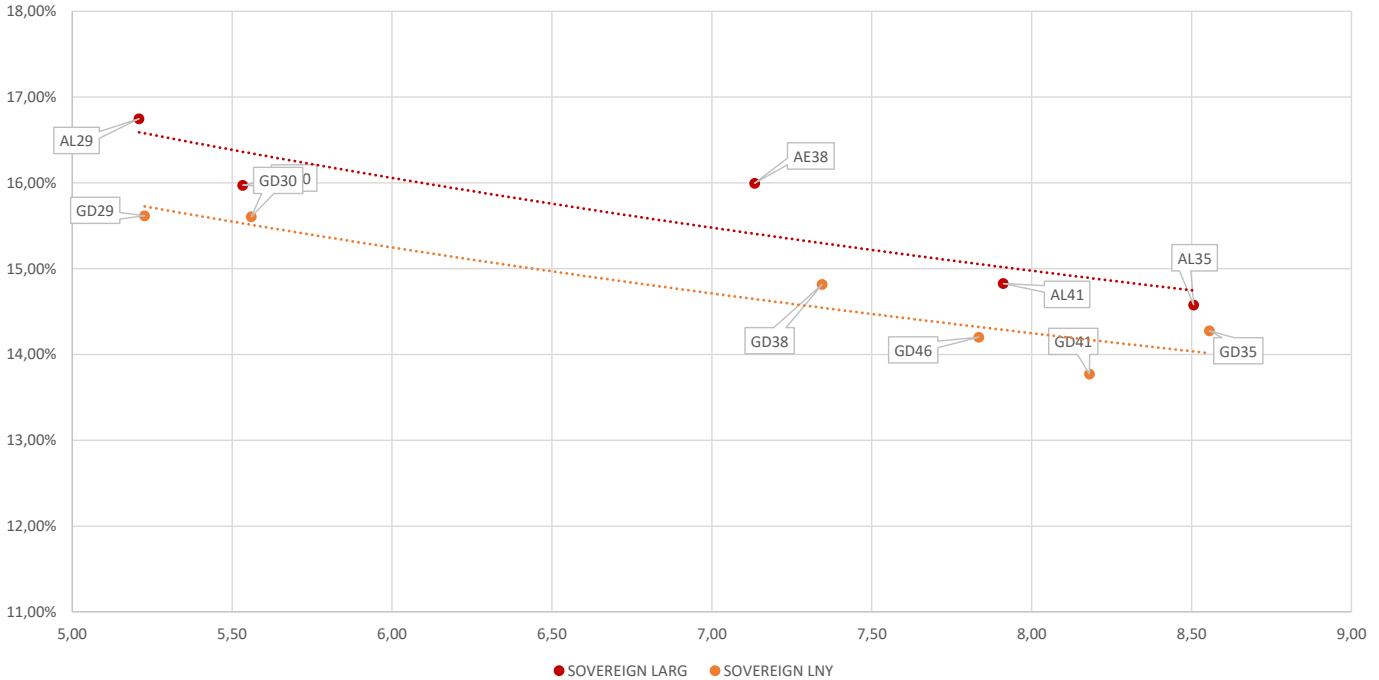


NEIX
RESEARCH

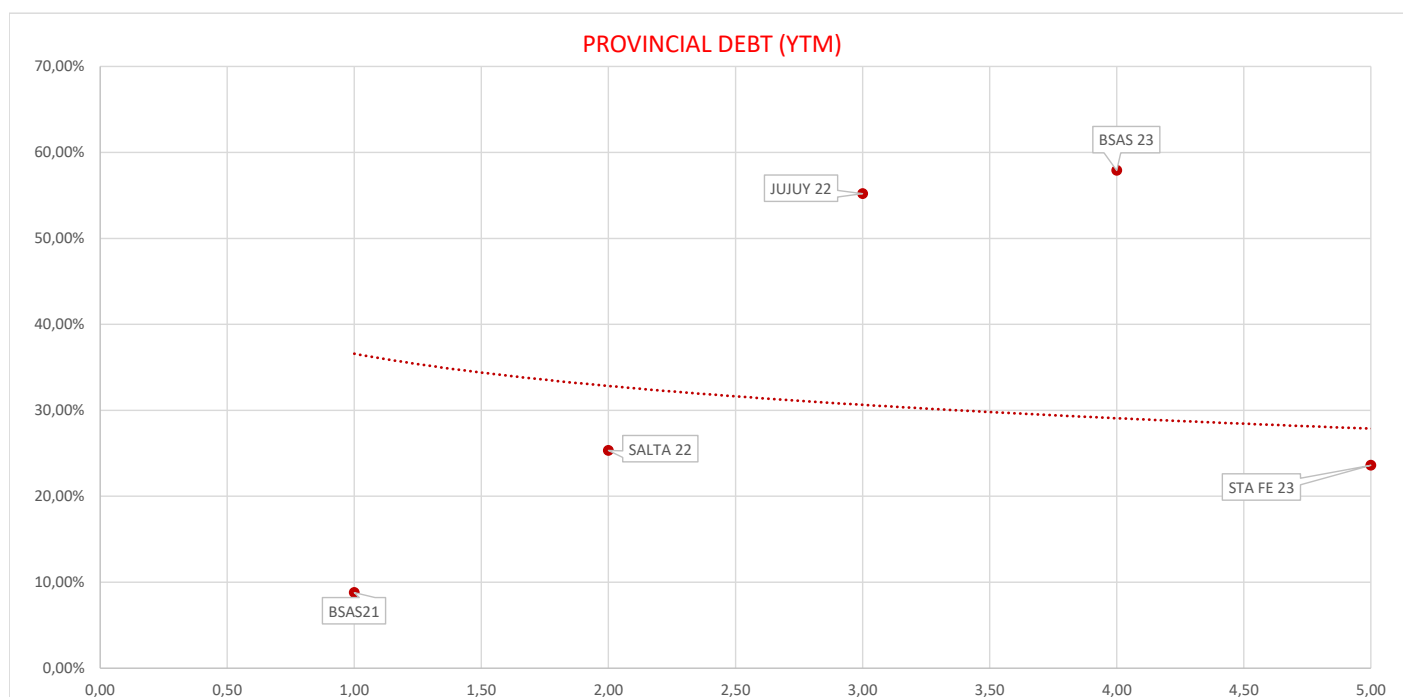
Fecha 6/1/2021

ARGENTINA SOVEREIGN DEBT								
Name	Maturity	Coupon	Price	YTM	Duration	Curr.	ISIN	Amt. Outstanding (MM)
ARGBON 8 12/31/21	9/7/2029	1,00	43,76	15,62%	5,23	USD	US040114HX11	2.635
ARGENT 0 1/8 07/09/30	9/7/2030	0,13	40,86	15,61%	5,56	USD	US040114HS26	16.091
ARGENT 0 1/8 07/09/35	9/7/2035	0,13	36,86	14,28%	8,56	USD	US040114HT09	20.502
ARGENT 0 1/8 01/09/38	9/1/2038	0,13	41,29	14,82%	7,34	USD	US040114HU71	11.405
ARGENT 0 1/8 07/09/41	9/7/2041	0,13	38,13	13,77%	8,18	USD	US040114HV54	10.482
ARGENT 0 1/8 07/09/46	9/7/2046	0,13	36,96	14,20%	7,83	USD	US040114HW38	2.092
ARGBON 1 07/09/29	9/7/2029	1,00	41,23	16,75%	5,21	USD	ARARGE3209Y4	2.189
ARGBON 0 1/8 07/09/30	9/7/2030	0,13	40,07	15,97%	5,53	USD	ARARGE3209S6	13.101
ARGBON 0 1/8 07/09/35	9/7/2035	0,13	35,96	14,58%	8,51	USD	ARARGE3209T4	18.719
ARGBON 0 1/8 01/09/38	9/1/2038	0,13	37,93	16,00%	7,13	USD	ARARGE3209U2	7.196
ARGBON 0 1/8 07/09/41	9/7/2041	0,13	35,03	14,83%	7,91	USD	ARARGE3209V0	1.468

SOVEREIGN LARG/ LNY



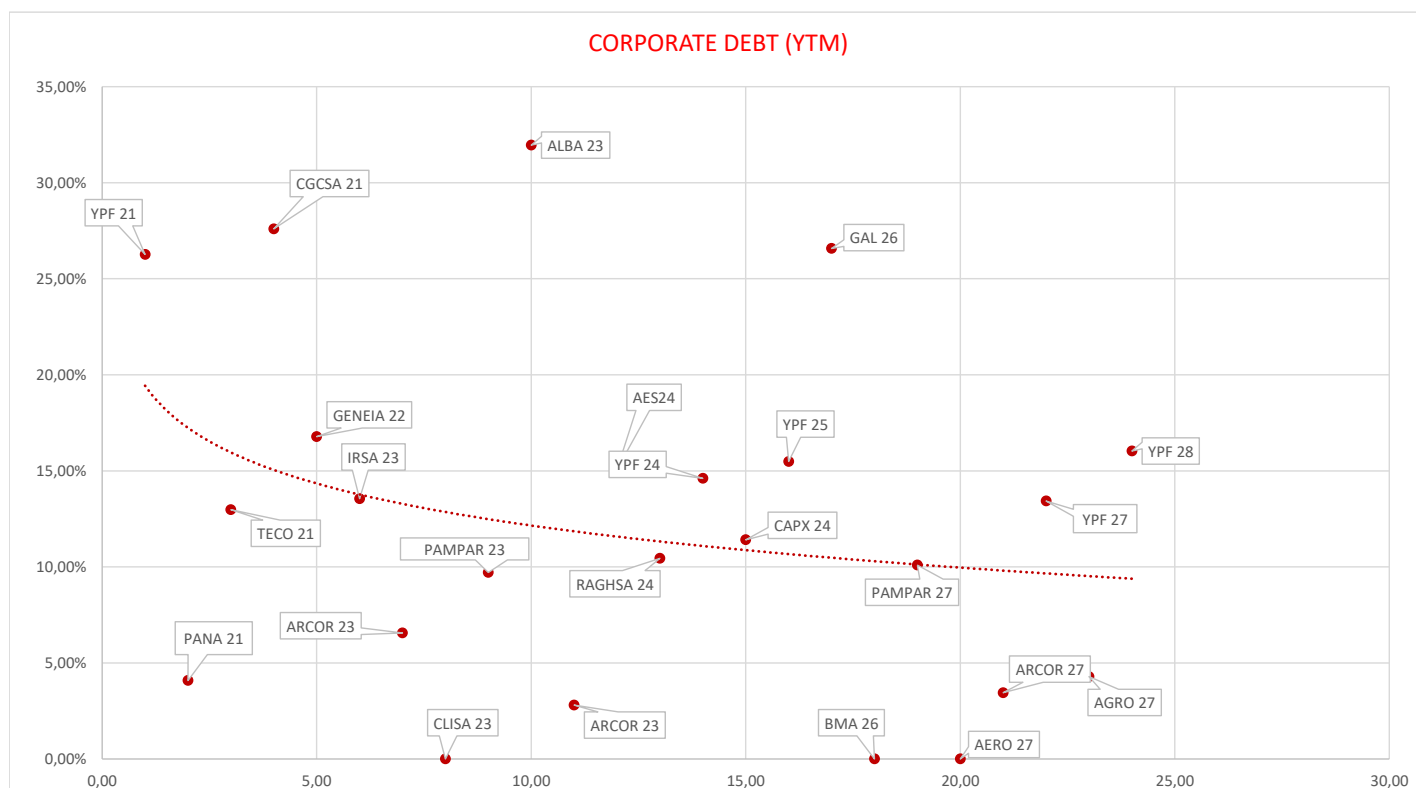
ARGENTINA PROVINCIAL DEBT								
Name	Maturity	Coupon	Price	YTM	Duration	Curr.	ISIN	Amt. Outstanding (MM)
BUEAIR 8.95 02/19/21	19/2/2021	8,95	99,98	8,79%	0,12	USD	XS1191130753	170
SALTA 9 1/2 03/16/22	16/3/2022	9,50	90,37	25,33%	0,61	USD	USP8388TAA27	27
JUJUJA 8 5/8 09/20/22	20/9/2022	8,63	52,24	55,20%	1,19	USD	XS1686882298	210
BUENOS 6 1/2 02/15/23	15/2/2023	6,50	41,01	57,90%	1,52	USD	XS1566193295	750
PROVSF 7 03/23/23	23/3/2023	7,00	77,90	23,60%	1,39	USD	USP84641AC65	250
BUENOS 9 1/8 03/16/24	16/3/2024	9,13	41,29	44,18%	2,21	USD	XS1380274735	1.250
MENDOZ 8 3/8 05/19/24	19/5/2024	8,38	#N/A N/A	#iVALOR!	#N/A N/A	USD	USP6480JAG24	0
SALTA 9 1/8 07/07/24	7/7/2024	9,13	58,33	36,80%	1,61	USD	USP8388TAB00	350
CHACO 9 3/8 08/18/24	18/8/2024	9,38	46,10	37,11%	2,48	USD	USP2389CAA10	250
PDCAR 7.45 09/01/24	1/9/2024	7,45	61,73	23,65%	2,70	USD	USP79171AE79	510
CORDOB 7 7/8 09/29/27	29/9/2027	7,88	58,57	20,33%	3,89	USD	XS1496112407	156
ENTRIO 8 3/4 02/08/25	8/2/2025	8,75	57,36	26,00%	2,96	USD	USP37341AA50	500
PRIO 9 3/4 02/24/25	24/2/2025	9,75	53,82	29,18%	2,88	USD	USP6552BAA07	300
NEUQUE 2 1/2 04/27/30	27/4/2030	2,50	64,70	14,54%	4,66	USD	USP7169GAA78	377
PRN 7 3/4 12/07/25	7/12/2025	7,75	60,91	19,49%	3,76	USD	US744086AA73	300
CHUBUT 7 3/4 07/26/26	26/7/2026	7,75	79,09	18,53%	2,07	USD	USP25619AB67	623
PDCAR 7 1/8 10/27/26	27/10/2026	7,13	57,60	19,59%	2,12	USD	ARPCDB320099	225
FUEGO 8.95 04/17/27	17/4/2027	8,95	76,04	19,89%	2,36	USD	USP91528AA03	165
BUEAIR 7 1/2 06/01/27	1/6/2027	7,50	83,89	11,62%	4,14	USD	US11942GAD43	890
BUENOS 7 7/8 06/15/27	15/6/2027	7,88	40,99	26,37%	4,15	USD	XS1433314314	1.750
PDCAR 7 1/8 08/01/27	1/8/2027	7,13	62,12	16,88%	4,37	USD	USP79171AF45	450
PROVSF 6.9 11/01/27	1/11/2027	6,90	68,86	15,18%	4,21	USD	USP84641AB82	250
BUENOS 9 5/8 04/18/28	18/4/2028	9,63	42,95	27,23%	4,03	USD	XS0290125391	400
NEUQUE 5.17 05/12/30	12/5/2030	5,17	91,38	10,23%	4,09	USD	USP71695AC75	317
BUENOS 4 05/15/35	15/5/2035	4,00	40,83	12,98%	8,60	USD	XS0234084738	432



ARGENTINA CORPORATE DEBT

Name	Maturity	Coupon	Price	YTM	Duration	Curr.	ISIN	Amt. Outstanding (MM)
YFPDAR 8 1/2 03/23/21	23/3/2021	8,50	96,27	26,27%	0,20	USD	USP989MJBG51	413
PANAME 7 7/8 05/07/21	7/5/2021	7,88	101,24	4,08%	0,33	USD	US69783UAA97	167
TECOAR 6 1/2 06/15/21	15/6/2021	6,50	97,27	12,98%	0,42	USD	USP19157AR03	104
CGCSA 9 1/2 11/07/21	7/11/2021	9,50	87,19	27,60%	0,71	USD	USP3063DAA02	93
GNNEIA 8 3/4 01/20/22	20/1/2022	8,75	92,61	16,78%	0,90	USD	USP46756AH86	500
IRPCAR 8 3/4 03/23/23	23/3/2023	8,75	91,04	13,55%	1,87	USD	USP5880UAB63	360
ARCOR 6 07/06/23	6/7/2023	6,00	98,73	6,56%	2,28	USD	USP04559AL70	500
CLISA 9 1/2 07/20/23	20/7/2023	9,50	#N/A N/A	#iVALOR!	#N/A N/A	USD	USP3063XAF52	30
PAMPAR 7 3/8 07/21/23	21/7/2023	7,38	94,85	9,71%	2,17	USD	USP7873PAE62	390
ALBAAR 9 5/8 07/27/23	27/7/2023	9,63	62,81	31,96%	1,83	USD	USP4621MAA38	336
ARCO 6 5/8 09/27/23	27/9/2023	6,63	109,95	2,81%	2,47	USD	USG0457FAD99	217
AES 7 3/4 02/02/24	2/2/2024	7,75	82,48	15,08%	2,47	USD	USP1000CAA29	300
RAGHSA 7 1/4 03/21/24	21/3/2024	7,25	91,46	10,44%	2,70	USD	USP79849AC24	92
YFPDAR 8 3/4 04/04/24	4/4/2024	8,75	88,87	14,61%	1,91	USD	USP989MJAY76	1.522
CAPXAR 6 7/8 05/15/24	15/5/2024	6,88	87,62	11,41%	2,84	USD	USP20058AC08	300
YFPDAR 8 1/2 07/28/25	28/7/2025	8,50	77,71	15,49%	3,34	USD	USP989MJBEO4	1.500
GALIAR 8 1/4 07/19/26	19/7/2026	8,25	91,35	26,58%	0,45	USD	USPOR66CAA64	250
BMAAR 6 3/4 11/04/26	4/11/2026	6,75	#N/A N/A	#iVALOR!	#N/A N/A	USD	USP1047VAF42	400
PAMPAR 7 1/2 01/24/27	24/1/2027	7,50	88,45	10,10%	4,49	USD	USP7464EAA49	636
AEROAR 6 7/8 02/01/27	1/2/2027	6,88	#N/A N/A	#iVALOR!	#N/A N/A	USD	USP0092MAE32	45
ARCO 5 7/8 04/04/27	4/4/2027	5,88	105,74	3,45%	1,18	USD	USG0457FAC17	553
YFPDAR 6.95 07/21/27	21/7/2027	6,95	72,36	13,43%	4,60	USD	USP989MIBL47	1.000
AGRO 6 09/21/27	21/9/2027	6,00	105,57	4,29%	1,59	USD	USL00849AA47	500
YFPDAR 10 11/02/28	2/11/2028	10,00	73,59	16,03%	4,70	USD	US984245AF78	15

CORPORATE DEBT (YTM)



INFORME SEMANAL DE ACCIONES

Cotización del Merval

Especie	Último	Market Cap. (en Millones)	% Chg	Actual ◊	Promedio ●	Evolucion Mensual	Variación Semanal	YTD	P/E (T/M)	BETA	P/VL	Volumen Efectivo
MERVAL	51,226.49	2,159,475	-0.18%				-2.14%	22.93%	8.34	-0.20	0.94	-
ALUA	47.20	132,160	-0.21%				-5.51%	45.68%	-	0.78	3.67	34,046,376
BBAR	155.65	95,360	0.61%				6.87%	10.78%	4.43	1.24	0.91	24,919,305
BMA	227.30	145,339	-1.28%				-0.20%	-16.92%	4.37	1.29	1.09	40,756,574
BYMA	616.00	46,970	0.08%				0.82%	98.26%	13.80	0.56	2.23	36,046,417
CEPU	35.90	54,353	-0.69%				-4.52%	0.56%	7.27	1.01	0.72	36,704,337
COME	2.49	7,837	-0.40%				-1.97%	46.03%	9.07	0.83	0.37	4,373,326
CRES	64.50	32,356	6.00%				17.92%	22.97%	4.68	0.86	1.05	81,743,226
CVH	423.50	56,278	2.92%				-5.57%	40.42%	20.83	0.79	0.53	19,440,264
EDN	26.60	25,925	-3.70%				11.50%	18.92%	-	0.88	0.37	23,182,180
GGAL	125.75	144,052	2.06%				3.16%	-4.59%	6.14	1.31	1.15	191,263,927
HARG	123.75	45,261	-2.75%				-4.62%	32.81%	21.05	0.67	2.27	14,114,378
LOMA	180.75	107,732	3.73%				0.47%	54.48%	12.37	0.90	2.85	53,415,091
MIRG	1,596.00	28,728	1.46%				7.47%	118.62%	8.86	0.67	2.38	21,538,267
PAMP	77.65	135,722	2.04%				-4.61%	55.92%	3.70	0.91	0.94	65,402,159
SUPV	62.50	24,687	3.31%				7.57%	12.49%	7.29	1.25	0.90	56,275,975
TECO2	196.65	423,523	-1.11%				-10.18%	22.01%	68.46	0.76	1.14	52,738,815
TGNO4	41.85	18,388	-2.11%				-2.67%	-4.10%	5.97	0.93	0.34	16,254,056
TGSU2	153.15	121,677	0.59%				-3.68%	40.96%	10.66	0.90	1.93	18,392,078
TRAN	29.25	6,373	2.99%				3.54%	12.50%	2.65	0.85	0.54	12,941,004
TXAR	46.25	208,916	-1.18%				9.84%	80.31%	24.02	0.78	1.03	35,159,578
VALO	29.05	24,938	1.57%				11.95%	116.79%	17.78	0.59	4.46	41,407,117
YFPD	693.85	272,900	-1.79%				-9.01%	-19.06%	13.92	1.30	0.48	98,552,849



Principales Índices

Principales Índices	Último	% Diario	Actual ◊	Promedio ●	Evolucion Mensual	Variación semanal	YTD
S&P Merval	51,226.49	-0.18%				-2.14%	22.93%
Bovespa	118,917.24	-0.30%				1.00%	2.88%
S&P CLX IPSA	4,177.22	0.00%				1.08%	-15.53%
S&P B&V IPC	44,066.98	-0.00%				1.60%	1.21%
Dow Jones	30,826.48	0.11%				1.36%	7.25%
S&P 500	3,758.07	0.20%				1.43%	58.26%
Nasdaq	12,888.38	0.14%				0.52%	43.04%
SPDR Euro Stoxx 50	41.71	-0.10%				-0.22%	2.28%
DAX	13,718.78	-0.21%				0.88%	3.66%
CAC 40	5,551.41	-0.20%				0.53%	-7.44%
Nikkei 225	27,444.17	-0.45%				2.91%	16.01%
Hang Seng	27,231.11	0.51%				3.20%	-3.42%
S&P 500 VIX	22.75	-0.00%				5.67%	103.10%

Este informe ha sido elaborado a título informativo. El presente no debe ser tomado como una recomendación o instrucción, y no reviste carácter de oferta de productos y/o servicios ni solicitud de orden de compra y/o venta.

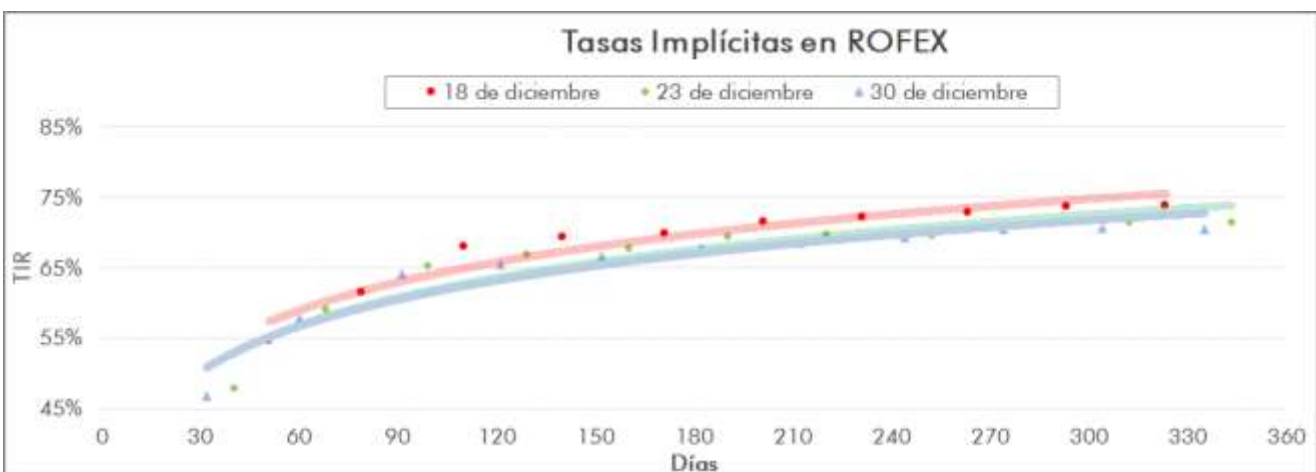
INFO@NEIX.COM.AR | WWW.NEIX.COM.AR | (+5411) 4859 1552
Av. Sucre 2425, Piso 1º Oficina 8 San Isidro (B1643aqf) Buenos Aires, Argentina
Twitter: @NeixCapital | LinkedIn: Neixsa



INFORME SEMANAL ROFEX

Dólar Spot \$ 84.1450

Vencimiento	Plazo	Precio Rofex	Tasa implícita	Variación diaria	Variación semanal	Volumen semanal (en MM de USD)	Interés abierto (en MM de USD)
dic.-20	0	84.145	0.00%	0.02%	0.11%	1,260,518	0
ene.-21	32	87.600	46.83%	-0.14%	-0.17%	2,429,824	2,698,417
feb.-21	60	92.150	57.87%	-0.12%	-0.43%	245,434	734,274
mar.-21	91	97.600	64.14%	-0.15%	-0.55%	170,399	252,092
abr.-21	121	102.400	65.44%	-0.34%	-0.68%	53,444	92,234
may.-21	152	107.500	66.65%	-0.33%	-0.60%	69,407	85,223
jun.-21	182	112.600	67.82%	-0.31%	-0.79%	60,258	26,585
jul.-21	212	117.650	68.55%	-0.30%	-0.72%	1	3,201
ago.-21	244	123.150	69.34%	-0.28%	-0.28%	10	2,091
sep.-21	274	128.650	70.46%	-0.27%	-0.43%	100	6,373
oct.-21	304	133.650	70.64%	-0.26%	-0.52%	0	1,036
nov.-21	335	138.650	70.58%	-0.25%	-0.50%	0	2



Este informe ha sido elaborado a título informativo. El presente no debe ser tomado como una recomendación o instrucción, y no reviste carácter de oferta de productos y/o servicios ni solicitud de orden de compra y/o venta.

INFO@NEIX.COM.AR | WWW.NEIX.COM.AR | (+5411) 4859 1552
Av. Sucre 2425, Piso 1º Oficina 8 San Isidro (B1643aqf) Buenos Aires, Argentina
Twitter: @NeixCapital | LinkedIn: Neixsa